



GREAT VALUE
PRODUCTS



DELIVERED FREE
WITHIN 5 DAYS*



HIGH QUALITY
GUARANTEED



EXPRESS DELIVERY
AVAILABLE



SPARTAN

STORAGE CATALOGUE

2022

 **0121 706 3591**

 **sales@spartandirect.co.uk**

 **www.spartandirect.co.uk**

Contents

Rivet Racking	4 Shelving Guide
	6 Clicka Shelving Intro 7 Clicka 265
	8 Kwikrack Intro 11 Kwikrack Bays
	12 Rivet Racking Info 14 Technical Guide 16 Heavy Rivet 22 Solid Steel Decking 23 Wire Mesh Decking 24 J Rivet 26 Medium Rivet 27 Rivet 400 Kits 28 Rivet Divider System 29 Heavy Rivet MFC 30 Rivet Shelf Bins & Kits 32 Rivet Cable Reel Racks 33 Rivet Garment Racks 34 Rivet Archive 36 Work Benches & Stations
	46 EXPO 4 Intro 48 Technical Guide 50 Expo 4G 51 Expo 4 52 Expo Cladding 54 Expo 4D 56 Expo 3
	60 Delta Plus Intro 62 Open Bays & Cladding 63 Delta Accessories
	64 Midispan Intro 66 Technical Guide 68 Automotive Solutions 69 Frames & Levels
	70 TS Longspan intro 72 Technical Guide 74 Frames & Levels 75 Chipboard Decking Bays 76 Solid Steel Decking Bays 77 Steel Wire Mesh Decking Bays 78 Divider System 79 Shelf Bins 80 Automotive Solutions 81 Garment Solution
	82 Cantilever Rack Intro 83 Cantilever Bays
	84 Vertical Rack Intro 85 Vertical Bays
Steel Shelving	86 Pallet Racking Intro 88 Technical Guide 89 Frames, Beams & Accessories 90 Decking, Spacers & Support Bars 91 Pallet Racking Kits

Plastic Storage & Bins	92 Visiplas Rack Protection Intro 94 Visiplas Upright Protectors 95 Rack Protection Barriers 97 Sigma Barriers
	98 Rhino Bins Intro 99 Rhino Bins Range 100 Louvre Panels 101 Rhino Bins 102 Rhino Bins on Louvre Panels 106 Rhino Bins on Louvre Racks 108 Rhino Bins on Louvre Trolleys 110 Rhino Bins in Bays
	112 Tilt Bins Intro 113 Tilt Bins Kits 114 Tilt Bins on Louvre Trolleys 115 Tilt Bins on Louvre Racks 116 Tilt Bins Frames & Stands 118 Tilt Bins Frames & Stand Kits
	122 Shelf Trays Intro 124 Shelf Trays on Racks 125 Shelf Trays
	126 Kanban Shelving 127 Kanban with Bins & Shelf Trays
	128 Shelf Bins Intro 130 Delta with Shelf Bins 131 Rivet with Shelf Bins
	132 Plastic Storage Solutions
	134 Chrome Wire Intro 135 Chrome Wire Bays 136 Chrome Wire accessories 137 Chrome Wire Carts 139 Chrome Wire ESD
	140 Sack Trucks 142 Trolleys 146 Trucks & Trolleys 147 Pallet Trucks 148 Steps 149 Ladders 150 Safety Steps
	152 Personal Lockers 154 Hazardous Substance Cupboards 156 Ndurance Workbenches
158 Framework Benches 159 Perfo Kits 160 Hook Kits 161 Computer & Wall Cupboards	
162 Rack Identification 164 Warehouse Recycling 165 Floor Identification	
166 Storage Wall Systems 172 Workplace Projects	

Terms & Conditions

Important

All racking systems are supplied flat packed for assembly on site. Weights and loadings are based on **UDL** (uniformly distributed loads).

If the height to depth ratio is more than 4:1 then the racking should be secured to the floor or wall.

Prices

All quoted prices are exclusive of VAT at the prevailing rate and are subject to change. Errors and omissions excepted (E&OE).

Delivery

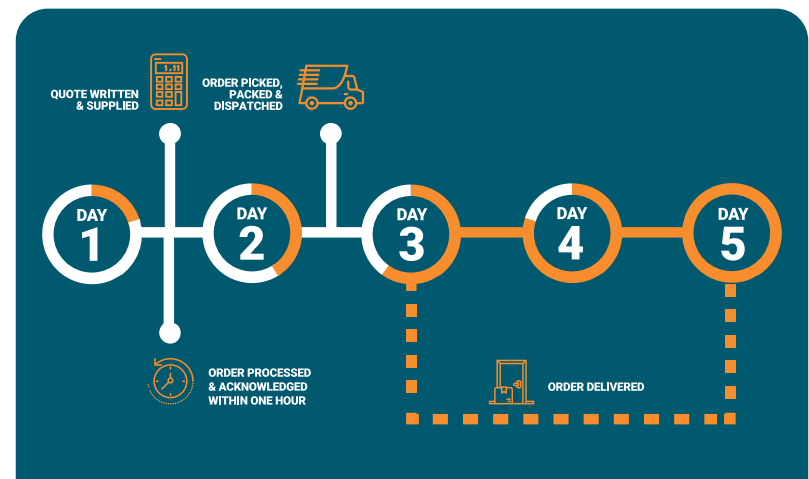
All prices are inclusive of delivery to the areas indicated in the schedule below. All orders under **£200** are subject to a **£10 small order charge**. Goods shall be delivered within 5 days from payment, if available from stock.

Delivery will be to a ground floor location and heavy items may require fork lift unloading and/or assistance on site.

Delivery is to a business address **Monday to Friday 8.30am to 5.00pm**. Restricted delivery areas or residential addresses may incur a surcharge.



Delivery Zones		
Area	5 Day	Next Day
Mainland England and Wales	FREE	P.O.A
Scotland (Only TD, DG, EH, ML, KA, KY, G)	+ £15.00	P.O.A
Rest of Scotland (FK, PA, DD, PH, AB, IV, KW,HS)	P.O.A	P.O.A
All islands	P.O.A	P.O.A



Automotive Solutions



TS Longspan Tyre Rack p.80

Midspan Automotive Solutions p.68

Material Handling



Personal Lockers p.152

Sack Trucks & Trolleys p.140

Office & Filing



Delta Plus p.60

Clicka 265 p.6

Garment Storage



Rivet Garment Racks p.33

Longspan Garment Solution p.81

Retail



Tilt Bins p.112

Chrome Wire Shelving p.134

Archiving



Rivet Racking Archive p.34

Clicka Archive p.6

Workshop or Factory



Workbenches & Workstations p.36

Steel Cupboards p.154

Small Parts Picking



Rhino Plastic Bins p.98

Shelf Trays p.122

Quickly find the shelving system you need

Quick Shelving Guide (Only shelving and racking products are included in this guide)

Page	Product	Max Loading Capacity (UDL)		Max Height (mm)	Max Width (mm)	Max Depth (mm)	Most suitable for					
		Shelf	Bay / Frame*				Warehouse	Storeroom	Workshop	Office	Garage	Retail
6	Clicka 265	265kg	1325kg	1770	1200	600		✓		✓	✓	
8	Kwikrack	300kg	1500kg	2500	1500	600	✓	✓	✓		✓	
12	Heavy Rivet	600kg	2800kg	3660	2440	1220	✓	✓	✓			
24	J Rivet	150kg	2800kg	3660	1220	610	✓	✓	✓			
26	Medium Rivet	300kg	2800kg	3660	1830	1220	✓	✓	✓			
38	Rivet Workstation	400kg	600kg	1830	2440	915	✓	✓	✓			
40	Rivet Workbench	400kg	600kg	915	2440	915	✓	✓	✓			
42	Rivet Mobile Workbench	300kg	300kg	880	1830	915	✓	✓	✓			
44	Rivet Packing Bench/Workstation	300kg	300kg	1830	1830	1830	✓	✓	✓			
50	EXPO 4G	200kg	2500kg	7000	1150	600	✓		✓	✓		
51	EXPO 4	200kg	2500kg	7000	1150	600	✓		✓	✓		
54	EXPO 4D	200kg	2500kg	7000	1150	600	✓		✓	✓		
56	EXPO 3	300kg	2500kg	7000	1300	800	✓	✓	✓			
60	Delta Plus	120kg	600kg	2530	986	600		✓		✓		
64	Midspan	750kg	8800kg	6000	2400	1200	✓	✓	✓			
70	TS Longspan	950kg	3900kg	4016	2754	1233	✓	✓				
82	Cantilever	600kg	2200kg	2964	1500	2180*	✓	✓	✓			
84	Vertical Racking	Variable	Variable	2550	1800	810*	✓	✓	✓			
86	Pallet Racking	3790kg	11000kg	6000*	3300*	1100*	✓					
126	Kanban Shelving	80kg	400kg	1830	915	610	✓	✓	✓		✓	

■ Heavy Duty
 ■ Medium Duty
 ■ Light Duty
 *See product specific page for more info
 Suitability shown is a suggestion only, the use of the products is not limited by the applications specified in this table.

How to find the best storage solution

The storage environment.

We have tried to make selecting the right system storage system simple and easy. With clear and intuitive icons on each page, it's easy to make a quick selection. Need more information? No problem. Highly detailed technical information is available for each product.

Our application icons quickly and simply indicate the environment the system is most suitable for. Application can range from the office to retail to the warehouse. Most of our products are suitable for multiple environments - this is illustrated by the icons shown below.




Please note the usage indicated is only a suggestion and doesn't limit the use of the product in different environments

What exactly do you need to store?

For most workplaces there is generally a wide variety of products that come in a wide range of sizes and loading capacities. It is important to have a clear specification of the weight and dimensions of the goods, this will give a clear understanding as to the type of shelving required.

From this information you will be able to establish the shelf and total bay capacity needed, the overall size of the shelf required to store the various items.



Note

Capacities stated on the icons are based on maximum uniformly distributed loads (UDL). The total bay load is dependent on several factors such as shelf pitch (distance between levels), height of the first shelf & actual size of the shelves.

The meaning of the colours:



Light Duty Medium Duty Heavy Duty

Find your solutions.

In addition to our key application and loading icons, we illustrate further information using the icons shown below. You will find these icons at the start of each major product section.

The icons below illustrate dimensions (Height, Width, Depth), application, construction as well as more detailed loading information. The information you'll find below each of these icons act as a summary for the product section that follows, saving you time when you're finding the perfect storage solution.



From left to right these icons illustrate - height, width, depth, application, construction and loading

Guarantee

All of our products come with a guarantee. You will find the relevant guarantee detailed on the first page of each product section.



Assembly Time

Assembly time is now noted on all shelving. This can range from 5 - 20 minutes, based on two competent people building a single bay.



Additional Features

Our product range is vast and extremely diverse, as a result each product has its own features and benefits. Our icons visualise some key features.



These small target icons appear under some images, in pricelists and support graphics. They link the pictured product with its actual size in the pricelist.

Clicka 265 Archive 1770 x 1200 x 450 with 15 archive boxes



Archive Box 270 H x 350 W x 430 D (mm)

Clicka 265 with 15 Archive Boxes

H x W x D (mm)	Code	Shelf Load (kg)	Price
1770 x 1200 x 450	CL265E/AK15	265kgs	£177.50

① Each bay is delivered flat-packed. Price includes uprights, upright connectors, plastic feet, beams, shelf supports and MDF shelves. The Archive bay includes 15x flat-packed archive boxes with lids.


CLICKA SHELVING

Clicka shelving offers a solution to your storage needs, as well as your budget.

It is simple to erect yet has all the strength you are likely to require and is available in 265kg shelf capacities. Manufactured with high quality materials and finish, you can have peace of mind that our Clicka system has been tested and certified to the highest European standards – GS TUV.

Whether you are fitting out the home or workplace, our Clicka Shelving kits offers strength and simplicity at an incredible price.

- **Best value shelving system**
265kg shelf capacity at great prices
- **Superior quality and strength**
Robust and strong – Fully tested and certified by GS TUV
- **Easy to assemble and re-configure**
Build a bay in less than 10 minutes with just a rubber mallet
- **Fast 48hr delivery**
There when you want it – without fail
- **Will suit any application**
A versatile range, ideal for home, office, garage or storeroom



Our best value shelving – compare our quality and our prices

Clicka 265			
H x W x D (mm)	Code	Shelf Load(kg)	Price
1770 x 900 x 300	CL265A/BG	265kgs	£81.40
1770 x 900 x 450	CL265B/BG	265kgs	£95.85
1770 x 900 x 600	CL265C/BG	265kgs	£110.35
1770 x 1200 x 300	CL265D/BG	265kgs	£98.75
1770 x 1200 x 450	CL265E/BG	265kgs	£112.25
1770 x 1200 x 600	CL265F/BG	265kgs	£131.55

Rubber Mallet



MALLET **£5.00**

Bay Connector

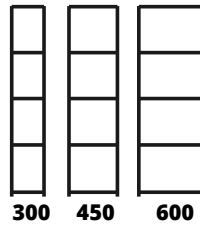


Connect two bays back to back or side by side to create a run of bays

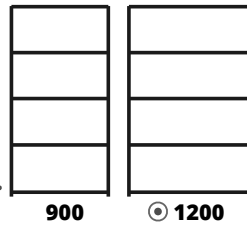
CL3/CLIP Set of 4 **£2.50**

Available Sizes

Depths (mm)



Widths (mm)



① Each bay is delivered flat-packed. Price includes uprights, upright connectors, plastic feet, beams, shelf supports and chipboard shelves



Heights

Clicka 265 height (mm)
1770

Uprights come split into two – allowing the system to be packed flat and used as two benches if required.



Widths

Clicka 265 widths (mm)
900, 1200



Depths

Clicka 265 depths (mm)
300, 450, 600



Application

Environment
Garage, Storeroom or Office

Usage
General Shelving, Archive, Workbench



Construction

Split Uprights: **Steel**
Blue RAL5002

Beams: **Steel**
Grey RAL7038

Clicka 265 Shelves
5x MDF 8mm



Loadings

Clicka 265 Max Bay Load
1325kg

Clicka 265 Shelf Load
up to **265kg** UDL





KWIKRACK

Our new Kwikrack offers a robust and cost effective storage solution for any application. The unique 6 fold channel beam offers shelf capacities of 300kgs with a shelf height of only 54mm. The design of the beam allows for an inset chipboard decking design with interlocking deck supports for a strong and robust shelf level.

The system is simple to erect, yet has all the strength you are likely to need. The bays just tap together with a rubber mallet so you can organise your storage in a fraction of the time it can take with more traditional systems. With a build time of just 10 minutes, large installations will be completed in no time at all.

- **Easy to assemble and re-configure**
Build a bay in 10 minutes with a rubber mallet
- **Will suit any application**
A versatile range, ideal for home, garage or industry
- **Best value shelving system**
With shelf capacities of 300kgs at great prices



Heights

Standard Bay Height (mm)
2000

Other Available Heights (mm)
2500

Uprights can be cut to a specific size



Widths

Widths (mm)
1000, 1200, 1500



Depths

Depths (mm)
300, 450, 600



Application

Environment
Warehouse, Storeroom, Workshop

Usage
Multipurpose Storage, Heavy & Bulky Items, Archiving



Construction

Uprights: **Steel**
Blue RAL5010

Beams: **Steel**
Galvanised

Shelves/Decks
Chipboard 12mm



Loadings

Shelf UDL
200, 250, 300kg

Max Bay Load
up to **1500kgs**

Industrial racking for any application



Three bay run of Kwibrack 2000 x 1000 x 450

Rubber Mallet

MALLET **£5.00**

Wall Bracket

RR5/WBKT **£1.30**

Metal Feet

RR5/SET4 Set of 4 **£5.20**

Floor Fixing

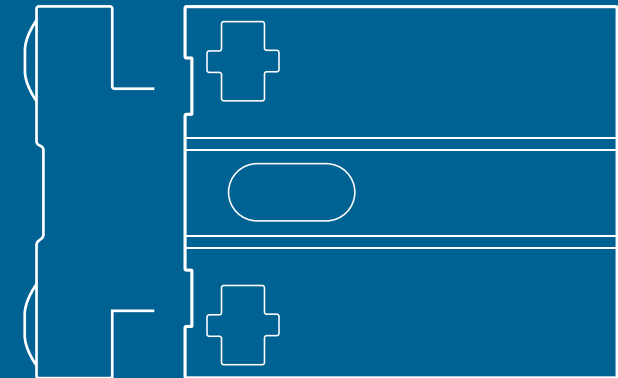
FFM8X50 M8x50 **£1.45**

Plan your layout

Nominal Bay Width (mm)	Clear Entry (mm)	Bay Width (mm)	Bay width with plastic feet (mm)	Bay width with metal feet (mm)
1000	920	1000	1011	1013
1200	1120	1200	1211	1211
1500	1420	1500	1511	1511

Nominal Bay Depth (mm)	Clear Entry (mm)	Bay Depth (mm)	Bay Depth with plastic feet (mm)	Bay Depth with metal feet (mm)
300	220	300	311	311
450	370	450	461	461
600	520	600	611	611

Overall Height = H + 5mm Shelf Pitch = every 33.33mm
 Clear opening between levels = Total Shelf Pitch - 54mm
 First shelf level = 90mm FFL
 Bay Capacity = 1500kgs




Kwibrack beam profile

Wide open bays with heavy duty shelves



© Kwikrack with Archive Boxes



Pricing based on **5 levels**

from
£126.⁵⁵

300
KG
Shelf Load

1500
KG
Bay Load



© Kwikrack bay 2000 x 1000 x 600mm

300
KG
Shelf Load

Storeroom

Workshop

Warehouse

Wide Open Bays			+Add Extra Shelves			
	H x W x D (mm)	Bay Code	Shelf Load (kg)	Bay Price	Shelf Code	Additional Shelf Price
W1000mm	2000x1000x300	KWB/20/10/03/5/BGV	300	£126.55	KWS/10/03/GV	£15.15
	2000x1000x450	KWB/20/10/04/5/BGV	300	£151.30	KWS/10/04/GV	£20.10
	2000x1000x600	KWB/20/10/06/5/BGV	300	£171.80	KWS/10/06/GV	£24.20
W1200mm	2000x1200x300	KWB/20/12/03/5/BGV	250	£142.30	KWS/12/03/GV	£18.30
	2000x1200x450	KWB/20/12/04/5/BGV	250	£165.55	KWS/12/04/GV	£22.95
	2000x1200x600	KWB/20/12/06/5/BGV	250	£188.55	KWS/12/06/GV	£27.55
W1500mm	2000x1500x300	KWB/20/15/03/5/BGV	200	£169.55	KWS/15/03/GV	£23.75
	2000x1500x450	KWB/20/15/04/5/BGV	200	£202.05	KWS/15/04/GV	£30.25
	2000x1500x600	KWB/20/15/06/5/BGV	200	£230.80	KWS/15/06/GV	£36.00
+For Taller Bays Add Price						
	Extra Height	Code		Price		
	Bays 2500mm	KWB/25/-/-/5/BGV		£12.20		

Price includes uprights, plastic feet, perimeter beams, deck supports and chipboard decks for all levels



RIVET RACKING

Offers incredible value for money, whilst offering amazing strength and rigidity.

The system is simple to build with all parts being tapped together using a rubber mallet. All components are joined via the heavy duty rivet and key hole slot which offers a simple and effective way to assemble the racking.

There are no nuts and bolts and the bays require no bracing therefore offering uninterrupted access on all four sides. Bays are available in various heights up to 3660mm high.

With the average time to assemble a bay being just 5 minutes, you will be amazed at how easy it is to create large installations in no time at all. All bays are ready for immediate dispatch and will be delivered in 5 working days.

- **Best Selling system**
Offers the widest choice of sizes, all at great value
- **Easy to build and re-configure**
Simply tap together with a rubber mallet
- **Strong and sturdy**
With shelf capacities up to 600kgs, it easily copes with heavy goods
- **No nuts, bolts or screws**
Simple and quick to erect, with no fuss
- **Strong epoxy paint finish**
Designed to give years of service and withstand heavy use
- **Will suit any application**
Versatile and expandable, suits a wide range of industries
- **Guaranteed delivery in 5 days**
There when you need it, without fail

scan for
videos assembly



storagecatalogue.co.uk
/rivet



Heavy & Medium Rivet

Incredible value for money, amazing strength and rigidity. Bays come complete with 3 or more levels and have a central deck support on bays 1220mm to 2135mm wide, whilst 2440mm wide bays have two per level.



J Rivet

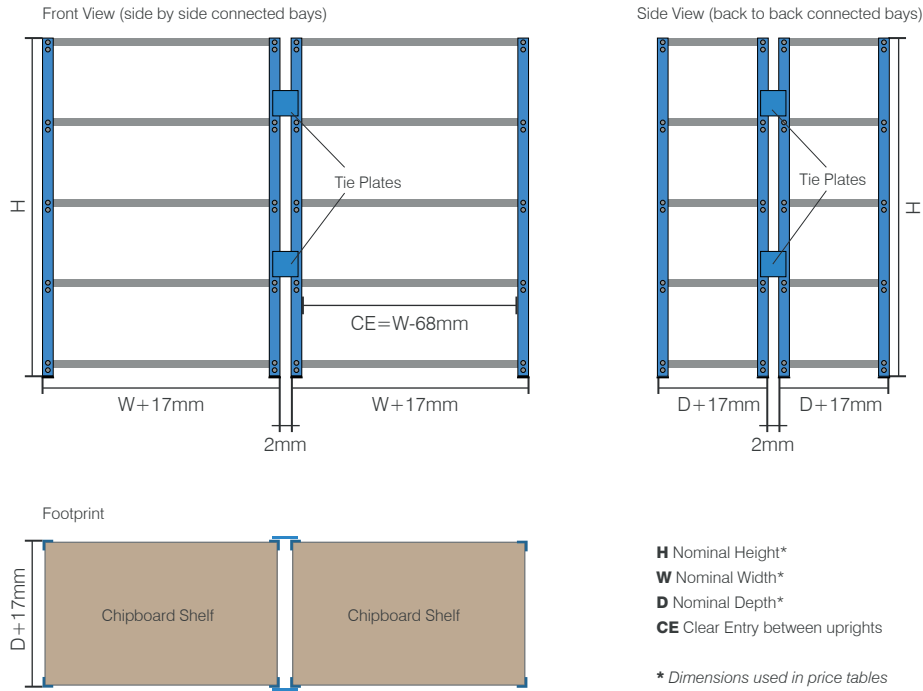
Our J rivet system has unbeatable strength at an incredible price. It is also manufactured to the highest quality. The shallow J beam profile (only 30mm thick) gives increased storage capacity whilst maintaining excellent strength.



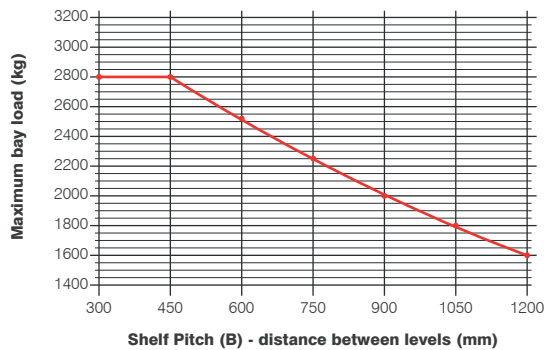
Heights	Widths	Depths	Application	Construction	Loadings
Standard Bay Height (mm) 1830	Heavy Rivet Widths (mm) 915, 1220, 1525, 1830, 2135, 2440	Heavy Rivet Depths (mm) 305, 457, 610, 762, 915, 1220	Environment Warehouse, Storeroom, Workshop	Uprights: Steel Blue RAL5010	Heavy Rivet Shelf UDL 400-600kg
Other Available Heights (mm) 1980, 2135, 2440, 2745, 3050, 3660	Medium Rivet Widths (mm) 1830	Medium Rivet Depths (mm) 305, 457, 610, 762, 915, 1220	Usage Multipurpose Storage, Heavy & Bulky Items, Archiving, Garment Storage, Reel Storage	Beams: Steel Grey RAL7038 **Orange RAL2002	Medium Rivet Shelf UDL 230-300kg
Uprights can be cut to a specific size	J Rivet Widths (mm) 915, 1220	J Rivet Depths (mm) 305, 457, 610		Shelves/Decks Chipboard 15-16mm	J Rivet Shelf UDL 120-150kg
				**Heavy Rivet Only	Max Bay Load up to 2800kg

Design and plan your Rivet Racking layout

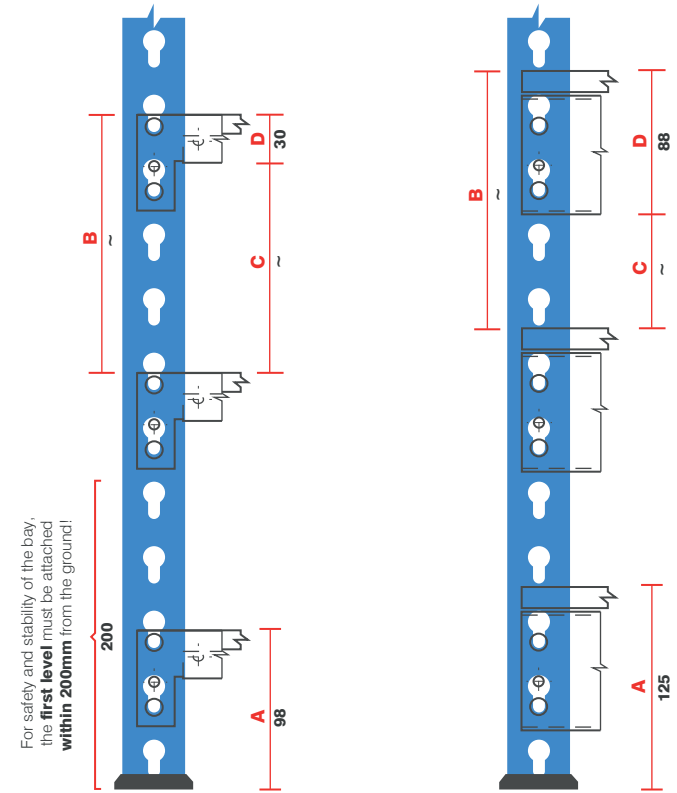
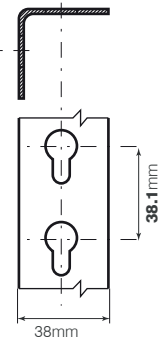
Calculating Exact Dimensions of the Bay & Run of Bays



Rivet Racking Bay Loading (kgs)



Rivet Upright



	J Rivet	Heavy Rivet
A	98mm	125mm
B	see below ⓘ how to calculate exact Shelf Pitch	
C	B minus D	B minus D
D	30mm	88mm

- A** Minimum First Shelf Level Height
- B** Shelf Pitch - Distance between levels
- C** Clear Entry - Useable space between shelf levels
- D** Shelf Thickness - Beam and chipboard

ⓘ How can you calculate exact Shelf Pitch (B)

Height of item stored + Shelf Thickness divided by **38.1**
 = Round decimal up to the next whole number and multiply by **38.1**

e.g. 320mm(Height of stored items) + 88mm(Heavy Rivet) / 38.1
 = 10.7 rounded to **11** x 38.1 = **419.1mm Shelf Pitch**

We have multiple solutions to different storage problems, if you are unsure what's best for you, please contact us.

Rivet Racking accessories and components

1. J Rivet Beam



Decking is flush with the top of the beam

2. Notched Side Beam



Used with tubes to create rails

3. Rivet Upright



Uprights can be up to 3660mm high



11. Deck Support



Adds strength to shelf levels

10. Wall Bracket



Allows the bay to be wall fixed

9. Chipboard Deck



Rivet Racking uses 15mm and 16mm decks

4. Tie Plate



Connects two bays together

5. Plastic Feet



Comes as a standard with every bay

6. Metal Foot



Allows the bay to be floor fixed

7. Heavy Rivet Beam



Decking sits on top of the beam

8. Tray Shelf




Reversed medium rivet 'L' beams




Industrial racking for any application







Bay Colour Options

 For **Blue Uprights with Orange Shelves** add **/BO** to the end of your chosen price code.

 For **Blue Uprights with Grey Shelves** add **/BG** to the end of your chosen price code.



 Rivet Racking 1830 x 1830 x 610mm Blue/Grey +Deck Support Detail

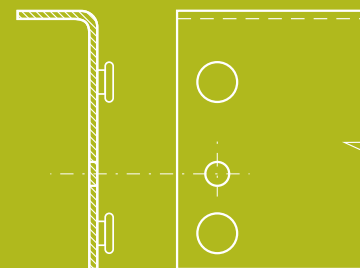
Rubber Mallet	Tie Plate	Wall Bracket	Metal Feet	Floor Fixing
				
MALLET £5.00	RR8/SET4 Set of 4 £4.60	RR5/WBKT £1.30	RR5/SET4 Set of 4 £5.20	FFM8X50 M8x50 £1.45

HEAVY RIVET

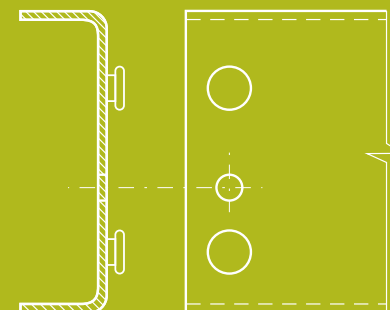
Heavy duty industrial racking that meets the demands of any warehouse, storeroom and workshop.

Rivet Racking offers incredible value for money with amazing strength and rigidity. The quality of the materials used and robust construction ensures it will meet the rigors of the toughest workplace.

The vast range of bay sizes allows for a solution to meet your storage needs and the available space. Flexibility of wide open bays and large shelf capacities enable products of varying weights and dimensions to be easily stored within a single system.



Heavy Rivet beam profile 915, 1220 & 1525 wide



Heavy Rivet beam profile 1830, 2135 & 2440 wide

If you'd like the Heavy Rivet in blue/orange, use code 'BO' when placing the order.

Wide open bays with heavy duty shelves

Pricing based on **3 levels**

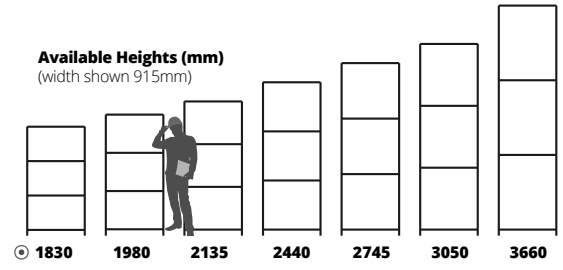
Wide Open Bays					+Add Extra Shelves	
	H x W x D (mm)	Bay Code	Shelf Load (kg)	Bay Price	Shelf Code	Additional Shelf Price
W 915mm	1830 x 915 x 305	RRB/18/09/03/3	600	£107.45	RRS/09/03	£24.55
	1830 x 915 x 457	RRB/18/09/04/3	600	£120.90	RRS/09/04	£30.30
	1830 x 915 x 610	RRB/18/09/06/3	600	£133.45	RRS/09/06	£35.75
	1830 x 915 x 762	RRB/18/09/07/3	600	£149.90	RRS/09/07	£42.50
	1830 x 915 x 915	RRB/18/09/09/3	600	£171.95	RRS/09/09	£51.05
W 1220mm	1830 x 915 x 1220	RRB/18/09/12/3	550	£201.85	RRS/09/12	£63.35
	1830 x 1220 x 305	RRB/18/12/03/3	550	£133.65	RRS/12/03	£30.75
	1830 x 1220 x 457	RRB/18/12/04/3	550	£153.90	RRS/12/04	£37.50
	1830 x 1220 x 610	RRB/18/12/06/3	550	£173.25	RRS/12/06	£43.95
	1830 x 1220 x 762	RRB/18/12/07/3	550	£197.55	RRS/12/07	£52.05
W 1525mm	1830 x 1220 x 915	RRB/18/12/09/3	550	£226.20	RRS/12/09	£61.60
	1830 x 1220 x 1220	RRB/18/12/12/3	550	£269.40	RRS/12/12	£76.00
	1830 x 1525 x 305	RRB/18/15/03/3	500	£156.45	RRS/15/03	£38.35
	1830 x 1525 x 457	RRB/18/15/04/3	500	£180.60	RRS/15/04	£46.40
	1830 x 1525 x 610	RRB/18/15/06/3	500	£203.85	RRS/15/06	£54.15
W 1830mm	1830 x 1525 x 762	RRB/18/15/07/3	500	£227.55	RRS/15/07	£62.05
	1830 x 1525 x 915	RRB/18/15/09/3	500	£259.35	RRS/15/09	£72.65
	1830 x 1525 x 1220	RRB/18/15/12/3	500	£308.85	RRS/15/12	£89.15
	1830 x 1830 x 305	RRB/18/18/03/3	500	£191.70	RRS/18/03	£50.10
	1830 x 1830 x 457	RRB/18/18/04/3	500	£219.15	RRS/18/04	£59.25
W 2135mm	1830 x 1830 x 610	RRB/18/18/06/3	500	£245.55	RRS/18/06	£68.05
	1830 x 1830 x 762	RRB/18/18/07/3	500	£272.25	RRS/18/07	£76.95
	1830 x 1830 x 915	RRB/18/18/09/3	500	£307.20	RRS/18/09	£88.60
	1830 x 1830 x 1220	RRB/18/18/12/3	450	£363.00	RRS/18/12	£107.20
	1830 x 2135 x 305	RRB/18/21/03/3	450	£214.80	RRS/21/03	£57.80
W 2440mm	1830 x 2135 x 457	RRB/18/21/04/3	450	£245.40	RRS/21/04	£68.00
	1830 x 2135 x 610	RRB/18/21/06/3	450	£274.80	RRS/21/06	£77.80
	1830 x 2135 x 762	RRB/18/21/07/3	450	£304.80	RRS/21/07	£87.80
	1830 x 2135 x 915	RRB/18/21/09/3	450	£342.90	RRS/21/09	£100.50
	1830 x 2135 x 1220	RRB/18/21/12/3	425	£404.85	RRS/21/12	£121.15
W 2745mm	1830 x 2440 x 305	RRB/18/24/03/3	400	£242.70	RRS/24/03	£67.10
	1830 x 2440 x 457	RRB/18/24/04/3	400	£279.15	RRS/24/04	£79.25
	1830 x 2440 x 610	RRB/18/24/06/3	400	£314.70	RRS/24/06	£91.10
	1830 x 2440 x 762	RRB/18/24/07/3	400	£364.80	RRS/24/07	£107.80
	1830 x 2440 x 915	RRB/18/24/09/3	400	£411.45	RRS/24/09	£123.35
W 3050mm	1830 x 2440 x 1220	RRB/18/24/12/3	400	£490.20	RRS/24/12	£149.60



⊙ Rivet Racking 1830 x 1525 x 762mm Blue/Orange

+For Taller Bays Add Price

Extra Height	Code	Price
bays 1980mm	RRB/19/--/--/4	£3.60
bays 2135mm	RRB/21/--/--/4	£6.40
bays 2440mm	RRB/24/--/--/4	£13.00
bays 2745mm	RRB/27/--/--/4	£18.60
bays 3050mm	RRB/30/--/--/4	£26.80
bays 3660mm	RRB/36/--/--/4	£38.00



⊙ Price includes three levels, uprights, plastic feet, face and side beams, deck supports* and chipboard decks for all levels (*except 915mm wide).

Rivet Racking uses a central deck support which not only supports the chipboard panel but ties the front and back beams together.

- 2800 KG Bay Load
- Storeroom
- Workshop
- Warehouse

HEAVY RIVET

Fully adjustable, multi-purpose, heavy duty storage



Rivet Racking 1830 x 2440 x 610mm Blue/Orange + Detail

Bay Colour Options



For Blue Uprights with Orange Shelves add /BO to the end of your chosen price code.



For Blue Uprights with Grey Shelves add /BG to the end of your chosen price code.

<p>Rubber Mallet</p> <p>MALLET £5.00</p>	<p>Tie Plate</p> <p>RR8/SET4 Set of 4 £4.60</p>	<p>Wall Bracket</p> <p>RR5/WBKT £1.30</p>	<p>Metal Feet</p> <p>RR5/SET4 Set of 4 £5.20</p>	<p>Floor Fixing</p> <p>FFM8X50 M8x50 £1.45</p>
---	--	--	---	---

Available in two different colour schemes

Pricing based on 4 levels

Wide Open Bays					+Add Extra Shelves	
	H x W x D (mm)	Bay Code	Shelf Load (kg)	Bay Price	Shelf Code	Additional Shelf Price
W 915mm	1830 x 915 x 305	RRB/18/09/03/4	600	£132.00	RRS/09/03	£24.55
	1830 x 915 x 457	RRB/18/09/04/4	600	£151.20	RRS/09/04	£30.30
	1830 x 915 x 610	RRB/18/09/06/4	600	£169.20	RRS/09/06	£35.75
	1830 x 915 x 762	RRB/18/09/07/4	600	£192.40	RRS/09/07	£42.50
	1830 x 915 x 915	RRB/18/09/09/4	600	£223.00	RRS/09/09	£51.05
W 1220mm	1830 x 915 x 1220	RRB/18/09/12/4	550	£265.20	RRS/09/12	£63.35
	1830 x 1220 x 305	RRB/18/12/03/4	550	£164.40	RRS/12/03	£30.75
	1830 x 1220 x 457	RRB/18/12/04/4	550	£191.40	RRS/12/04	£37.50
	1830 x 1220 x 610	RRB/18/12/06/4	550	£217.20	RRS/12/06	£43.95
	1830 x 1220 x 762	RRB/18/12/07/4	550	£249.60	RRS/12/07	£52.05
W 1525mm	1830 x 1220 x 915	RRB/18/12/09/4	550	£287.80	RRS/12/09	£61.60
	1830 x 1220 x 1220	RRB/18/12/12/4	550	£345.40	RRS/12/12	£76.00
	1830 x 1525 x 305	RRB/18/15/03/4	500	£194.80	RRS/15/03	£38.35
	1830 x 1525 x 457	RRB/18/15/04/4	500	£227.00	RRS/15/04	£46.40
	1830 x 1525 x 610	RRB/18/15/06/4	500	£258.00	RRS/15/06	£54.15
W 1830mm	1830 x 1525 x 762	RRB/18/15/07/4	500	£289.60	RRS/15/07	£62.05
	1830 x 1525 x 915	RRB/18/15/09/4	500	£332.00	RRS/15/09	£72.65
	1830 x 1525 x 1220	RRB/18/15/12/4	500	£398.00	RRS/15/12	£89.15
	1830 x 1830 x 305	RRB/18/18/03/4	500	£241.80	RRS/18/03	£50.10
	1830 x 1830 x 457	RRB/18/18/04/4	500	£278.40	RRS/18/04	£59.25
W 2135mm	1830 x 1830 x 610	RRB/18/18/06/4	500	£313.60	RRS/18/06	£68.05
	1830 x 1830 x 762	RRB/18/18/07/4	500	£349.20	RRS/18/07	£76.95
	1830 x 1830 x 915	RRB/18/18/09/4	500	£395.80	RRS/18/09	£88.60
	1830 x 1830 x 1220	RRB/18/18/12/4	450	£470.20	RRS/18/12	£107.20
W 2440mm	1830 x 2135 x 305	RRB/18/21/03/4	450	£272.60	RRS/21/03	£57.80
	1830 x 2135 x 457	RRB/18/21/04/4	450	£313.40	RRS/21/04	£68.00
	1830 x 2135 x 610	RRB/18/21/06/4	450	£352.60	RRS/21/06	£77.80
	1830 x 2135 x 762	RRB/18/21/07/4	450	£392.60	RRS/21/07	£87.80
	1830 x 2135 x 915	RRB/18/21/09/4	450	£443.40	RRS/21/09	£100.50
W 2745mm	1830 x 2135 x 1220	RRB/18/21/12/4	425	£526.00	RRS/21/12	£121.15
	1830 x 2440 x 305	RRB/18/24/03/4	400	£309.80	RRS/24/03	£67.10
	1830 x 2440 x 457	RRB/18/24/04/4	400	£358.40	RRS/24/04	£79.25
	1830 x 2440 x 610	RRB/18/24/06/4	400	£405.80	RRS/24/06	£91.10
	1830 x 2440 x 762	RRB/18/24/07/4	400	£472.60	RRS/24/07	£107.80
W 3050mm	1830 x 2440 x 915	RRB/18/24/09/4	400	£534.80	RRS/24/09	£123.35
	1830 x 2440 x 1220	RRB/18/24/12/4	400	£639.80	RRS/24/12	£149.60



+For Taller Bays Add Price

Extra Height	Code	Price
bays 1980mm	RRB/19/--/--/4	£3.60
bays 2135mm	RRB/21/--/--/4	£6.40
bays 2440mm	RRB/24/--/--/4	£13.00
bays 2745mm	RRB/27/--/--/4	£18.60
bays 3050mm	RRB/30/--/--/4	£26.80
bays 3660mm	RRB/36/--/--/4	£38.00

⊙ Rivet Racking 1830 x 1830 x 610mm Blue/Grey



ⓘ Price includes four levels, uprights, plastic feet, face and side beams, deck supports* and chipboard decks for all levels (*except 915mm wide).




HEAVY RIVET

Our Heavy Rivet range is available in six different heights and six depths

Made with high quality, robust materials




① Strong & Sturdy shelf capacities up to 600kg




① Deck Supports add strength to shelf levels



Bay Colour Options




For Blue Uprights with Orange Shelves add /BO to the end of your chosen price code.



For Blue Uprights with Grey Shelves add /BG to the end of your chosen price code.

Rubber Mallet



MALLET **£5.00**

Tie Plate



RR8/SET4 Set of 4 **£4.60**

Wall Bracket



RR5/WBKT **£1.30**

Metal Feet



RR5/SET4 Set of 4 **£5.20**

Floor Fixing




FFM8X50 M8x50 **£1.45**

Heavy Rivet is perfect for heavy duty items with shelf loads of up 600kg UDL

Perfect for the warehouse, storeroom or workshop

Pricing based on **5 levels**

Wide Open Bays					+Add Extra Shelves	
	H x W x D (mm)	Bay Code	Shelf Load (kg)	Bay Price	Shelf Code	Additional Shelf Price
W1915mm	1830 x 915 x 305	RRB/18/09/03/5	600	£156.55	RRS/09/03	£24.55
	⊙ 1830 x 915 x 457	RRB/18/09/04/5	600	£181.50	RRS/09/04	£30.30
	1830 x 915 x 610	RRB/18/09/06/5	600	£204.95	RRS/09/06	£35.75
	1830 x 915 x 762	RRB/18/09/07/5	600	£234.90	RRS/09/07	£42.50
	1830 x 915 x 915	RRB/18/09/09/5	600	£274.05	RRS/09/09	£51.05
W1220mm	1830 x 915 x 1220	RRB/18/09/12/5	550	£328.55	RRS/09/12	£63.35
	1830 x 1220 x 305	RRB/18/12/03/5	550	£195.15	RRS/12/03	£30.75
	1830 x 1220 x 457	RRB/18/12/04/5	550	£228.90	RRS/12/04	£37.50
	1830 x 1220 x 610	RRB/18/12/06/5	550	£261.15	RRS/12/06	£43.95
	1830 x 1220 x 762	RRB/18/12/07/5	550	£301.65	RRS/12/07	£52.05
W1525mm	1830 x 1220 x 915	RRB/18/12/09/5	550	£349.40	RRS/12/09	£61.60
	1830 x 1220 x 1220	RRB/18/12/12/5	550	£421.40	RRS/12/12	£76.00
	1830 x 1525 x 305	RRB/18/15/03/5	500	£233.15	RRS/15/03	£38.35
	1830 x 1525 x 457	RRB/18/15/04/5	500	£273.40	RRS/15/04	£46.40
	1830 x 1525 x 610	RRB/18/15/06/5	500	£312.15	RRS/15/06	£54.15
W1830mm	1830 x 1525 x 762	RRB/18/15/07/5	500	£351.65	RRS/15/07	£62.05
	1830 x 1525 x 915	RRB/18/15/09/5	500	£404.65	RRS/15/09	£72.65
	1830 x 1525 x 1220	RRB/18/15/12/5	500	£487.15	RRS/15/12	£89.15
	1830 x 1830 x 305	RRB/18/18/03/5	500	£291.90	RRS/18/03	£50.10
	1830 x 1830 x 457	RRB/18/18/04/5	500	£337.65	RRS/18/04	£59.25
W135mm	1830 x 1830 x 610	RRB/18/18/06/5	500	£381.65	RRS/18/06	£68.05
	1830 x 1830 x 762	RRB/18/18/07/5	500	£426.15	RRS/18/07	£76.95
	1830 x 1830 x 915	RRB/18/18/09/5	500	£484.40	RRS/18/09	£88.60
	1830 x 1830 x 1220	RRB/18/18/12/5	450	£577.40	RRS/18/12	£107.20
	1830 x 2135 x 305	RRB/18/21/03/5	450	£330.40	RRS/21/03	£57.80
W2440mm	1830 x 2135 x 457	RRB/18/21/04/5	450	£381.40	RRS/21/04	£68.00
	1830 x 2135 x 610	RRB/18/21/06/5	450	£430.40	RRS/21/06	£77.80
	1830 x 2135 x 762	RRB/18/21/07/5	450	£480.40	RRS/21/07	£87.80
	1830 x 2135 x 915	RRB/18/21/09/5	450	£543.90	RRS/21/09	£100.50
	1830 x 2135 x 1220	RRB/18/21/12/5	425	£647.15	RRS/21/12	£121.15
W135mm	1830 x 2440 x 305	RRB/18/24/03/5	400	£376.90	RRS/24/03	£67.10
	1830 x 2440 x 457	RRB/18/24/04/5	400	£437.65	RRS/24/04	£79.25
	1830 x 2440 x 610	RRB/18/24/06/5	400	£496.90	RRS/24/06	£91.10
	1830 x 2440 x 762	RRB/18/24/07/5	400	£580.40	RRS/24/07	£107.80
	1830 x 2440 x 915	RRB/18/24/09/5	400	£658.15	RRS/24/09	£123.35
W135mm	1830 x 2440 x 1220	RRB/18/24/12/5	400	£789.40	RRS/24/12	£149.60



+For Taller Bays Add Price

Extra Height	Code	Price
Bays 1980mm	RRB/19/--/--	£3.60
Bays 2135mm	RRB/21/--/--	£6.40
Bays 2440mm	RRB/24/--/--	£13.00
Bays 2745mm	RRB/27/--/--	£18.60
Bays 3050mm	RRB/30/--/--	£26.80
Bays 3660mm	RRB/36/--/--	£38.00



⊙ Rivet Racking 1830 x 915 x 457mm Blue/Orange

ⓘ Price includes five levels, uprights, plastic feet, face and side beams, deck supports* and chipboard decks for all levels (*except 915mm wide).

Rivet Racking uses a central deck support which not only supports the chipboard panel but ties the front and back beams together.




HEAVY RIVET

Solid Steel Decking

Pricing based on 4 levels

-  **5 YEAR**
Guarantee
-  **5 DAYS**
Delivery
-  **10 MINS**
Assembly
-  **Boltless**

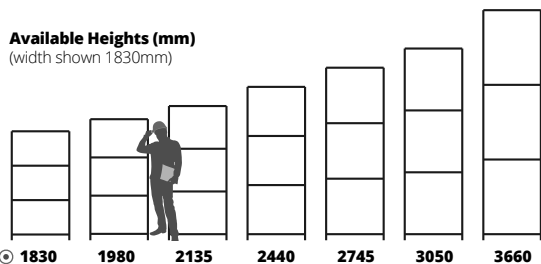


Size - HxWxD (mm)	Bay Code	Shelf Load/Kgs	Bay Price	Shelf Code	Additional
1830 x 915 x 457	RRBSD/18/09/04/4	360	£250.00	RRSSD/09/04	£52.15
1830 x 915 x 610	RRBSD/18/09/06/4	360	£343.60	RRSSD/09/06	£75.55
1830 x 915 x 762	RRBSD/18/09/07/4	360	£398.00	RRSSD/09/07	£89.15
1830 x 915 x 915	RRBSD/18/09/09/4	300	£465.20	RRSSD/09/09	£105.95
1830 x 915 x 1220	RRBSD/18/09/12/4	270	£541.00	RRSSD/09/12	£124.90
1830 x 1220 x 457	RRBSD/18/12/04/4	480	£308.00	RRSSD/12/04	£66.65
1830 x 1220 x 610	RRBSD/18/12/06/4	480	£429.40	RRSSD/12/06	£97.00
1830 x 1220 x 762	RRBSD/18/12/07/4	480	£498.40	RRSSD/12/07	£114.25
1830 x 1220 x 915	RRBSD/18/12/09/4	400	£580.80	RRSSD/12/09	£134.85
1830 x 1220 x 1220	RRBSD/18/12/12/4	360	£673.80	RRSSD/12/12	£158.10
1830 x 1830 x 457	RRBSD/18/18/04/4	500	£450.00	RRSSD/18/04	£102.15
1830 x 1830 x 610	RRBSD/18/18/06/4	500	£627.00	RRSSD/18/06	£146.40
1830 x 1830 x 762	RRBSD/18/18/07/4	500	£725.20	RRSSD/18/07	£170.95
1830 x 1830 x 915	RRBSD/18/18/09/4	500	£838.00	RRSSD/18/09	£199.15
1830 x 1830 x 1220	RRBSD/18/18/12/4	450	£965.40	RRSSD/18/12	£231.00
1830 x 2135 x 457	RRBSD/18/21/04/4	450	£514.40	RRSSD/21/04	£118.25
1830 x 2135 x 610	RRBSD/18/21/06/4	450	£719.20	RRSSD/21/06	£169.45
1830 x 2135 x 762	RRBSD/18/21/07/4	450	£832.00	RRSSD/21/07	£197.65
1830 x 2135 x 915	RRBSD/18/21/09/4	450	£960.00	RRSSD/21/09	£229.65
1830 x 2135 x 1220	RRBSD/18/21/12/4	425	£1,104.60	RRSSD/21/12	£265.80
1830 x 2440 x 457	RRBSD/18/24/04/4	400	£587.00	RRSSD/24/04	£136.40
1830 x 2440 x 610	RRBSD/18/24/06/4	400	£823.40	RRSSD/24/06	£195.50
1830 x 2440 x 762	RRBSD/18/24/07/4	400	£954.60	RRSSD/24/07	£228.30
1830 x 2440 x 915	RRBSD/18/24/09/4	400	£1,101.40	RRSSD/24/09	£265.00
1830 x 2440 x 1220	RRBSD/18/24/12/4	400	£1,270.20	RRSSD/24/12	£307.20

all bays come with uprights, plastic feet, perimeter beams, deck supports & galvanised steel decking.

● Rivet Racking 1830 x 1830 x 610mm Blue/Grey

Available Heights (mm)
(width shown 1830mm)



+For Taller Bays Add Price

Extra Height	Code	Price
Bays 1980mm	RRB/19/-/-/-	£3.60
Bays 2135mm	RRB/21/-/-/-	£6.40
Bays 2440mm	RRB/24/-/-/-	£13.00
Bays 2745mm	RRB/27/-/-/-	£18.60
Bays 3050mm	RRB/30/-/-/-	£26.80
Bays 3660mm	RRB/36/-/-/-	£38.00

<p>Tie Plate</p>  <p>RR8/SET4 Set of 4 £4.60</p>	<p>Wall Bracket</p>  <p>RR5/WBKT £1.30</p>	<p>Metal Feet</p>  <p>RR5/SET4 Set of 4 £5.20</p>	<p>Floor Fixing</p>  <p>FFM8X50 M8x50 £1.45</p>
---	---	--	--

Wire Mesh Decking

Pricing based on 4 levels

- 5 YEAR Guarantee
- 5 DAYS Delivery
- 10 MINS Assembly
- Boltless



from **£207.²⁰**
600 KG Shelf Load
2800 KG Bay Load

Rivet Racking 1830 x 1830 x 610mm Blue/Grey



Size - HxWxD (mm)	Bay Code	Shelf Load/Kgs	Bay Price	Shelf Code	Additional
1830 x 915 x 457	RRBWD/18/09/04/4	600	£207.20	RRSWD/09/04	£41.45
1830 x 915 x 610	RRBWD/18/09/06/4	600	£235.60	RRSWD/09/06	£48.55
1830 x 915 x 762	RRBWD/18/09/07/4	600	£267.60	RRSWD/09/07	£56.55
1830 x 915 x 915	RRBWD/18/09/09/4	600	£307.40	RRSWD/09/09	£66.50
1830 x 915 x 1220	RRBWD/18/09/12/4	550	£370.00	RRSWD/09/12	£82.15
1830 x 1220 x 457	RRBWD/18/12/04/4	550	£249.60	RRSWD/12/04	£52.05
1830 x 1220 x 610	RRBWD/18/12/06/4	550	£283.60	RRSWD/12/06	£60.55
1830 x 1220 x 762	RRBWD/18/12/07/4	550	£322.60	RRSWD/12/07	£70.30
1830 x 1220 x 915	RRBWD/18/12/09/4	550	£367.80	RRSWD/12/09	£81.60
1830 x 1220 x 1220	RRBWD/18/12/12/4	550	£445.00	RRSWD/12/12	£100.90
1830 x 1830 x 457	RRBWD/18/18/04/4	500	£364.40	RRSWD/18/04	£80.75
1830 x 1830 x 610	RRBWD/18/18/06/4	500	£411.00	RRSWD/18/06	£92.40
1830 x 1830 x 762	RRBWD/18/18/07/4	500	£464.40	RRSWD/18/07	£105.75
1830 x 1830 x 915	RRBWD/18/18/09/4	500	£522.40	RRSWD/18/09	£120.25
1830 x 1830 x 1220	RRBWD/18/18/12/4	450	£623.40	RRSWD/18/12	£145.50
1830 x 2135 x 457	RRBWD/18/21/04/4	450	£413.20	RRSWD/21/04	£92.95
1830 x 2135 x 610	RRBWD/18/21/06/4	450	£465.40	RRSWD/21/06	£106.00
1830 x 2135 x 762	RRBWD/18/21/07/4	450	£525.80	RRSWD/21/07	£121.10
1830 x 2135 x 915	RRBWD/18/21/09/4	450	£589.20	RRSWD/21/09	£136.95
1830 x 2135 x 1220	RRBWD/18/21/12/4	425	£704.80	RRSWD/21/12	£165.85
1830 x 2440 x 457	RRBWD/18/24/04/4	400	£470.20	RRSWD/24/04	£107.20
1830 x 2440 x 610	RRBWD/18/24/06/4	400	£531.80	RRSWD/24/06	£122.60
1830 x 2440 x 762	RRBWD/18/24/07/4	400	£622.00	RRSWD/24/07	£145.15
1830 x 2440 x 915	RRBWD/18/24/09/4	400	£698.00	RRSWD/24/09	£164.15
1830 x 2440 x 1220	RRBWD/18/24/12/4	400	£842.20	RRSWD/24/12	£200.20

all bays come with uprights, plastic feet, perimeter beams, deck supports & wire mesh decking.

Rubber Mallet	Tie Plate	Wall Bracket	Metal Feet	Floor Fixing
MALLET £5.00	RR8/SET4 Set of 4 £4.60	RR5/WBKT £1.30	RR5/SET4 Set of 4 £5.20	FFM8X50 M8x50 £1.45

- 600 KG Shelf Load
- Storeroom
- Workshop
- Warehouse

RIVET RACKING

Did you know our Heavy Rivet Bays offer heights of up to 3660mm?

Our lowest priced Rivet Shelving system

J RIVET

Fully flexible, low cost shelving system

Our J Rivet system offers unbeatable strength at an incredible price, manufactured to the high quality you have come to expect from one of the UK's leading suppliers.

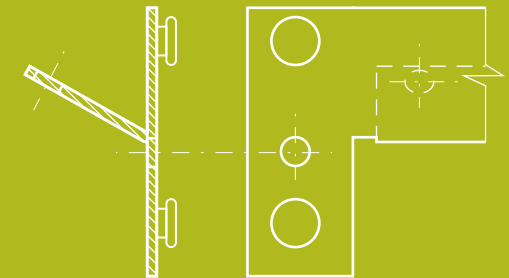
The shallow J beam profile provides increased storage capacity whilst maintaining excellent strength. To maximise flexibility, our J Rivet range is compatible with our incredible Heavy Rivet range.

The system is simple to erect yet has all the strength you are likely to need with a bay load of up to 2800kg. The bays simply tap together with a rubber mallet so you can organize your storage in a fraction of the time it can take with more traditional systems.

With the average time to assemble a bay being just 5 minutes, you will be amazed at how easy it is to create large installations.



Run of J Rivet bays connected with Tie Plates



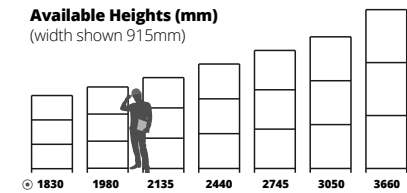
J Rivet beam profile

Rubber Mallet	Tie Plate	Wall Bracket	Metal Feet	Floor Fixing
				
MALLET £5.00	RR8/SET4 Set of 4 £4.60	RR5/WBKT £1.30	RR5/SET4 Set of 4 £5.20	FFM8X50 M8x50 £1.45

J Rivet increases storage density with its 30mm slim beam profile.

Strong, sturdy and simple to build

Pricing based on **5 levels**



J Rivet Bays				+Add Extra Shelf		
H x W x D (mm)	Bay Code	Shelf Load (kg)	Bay Price	Shelf Code	Additional Shelf Price	
W915mm	1830 x 915 x 305	JRB/18/09/03/5/BG	150	£122.20	JRS/09/03/GY	£16.40
	1830 x 915 x 457	JRB/18/09/04/5/BG	150	£142.45	JRS/09/04/GY	£20.45
	1830 x 915 x 610	JRB/18/09/06/5/BG	150	£162.70	JRS/09/06/GY	£24.50
W1220mm	1830 x 1220 x 305	JRB/18/12/03/5/BG	120	£144.70	JRS/12/03/GY	£20.90
	1830 x 1220 x 457	JRB/18/12/04/5/BG	120	£169.70	JRS/12/04/GY	£25.90
	1830 x 1220 x 610	JRB/18/12/06/5/BG	120	£194.70	JRS/12/06/GY	£30.90

Price includes five levels, uprights, plastic feet, face and side beams and chipboard decks for all levels

+For Taller Bays Add Price		
Extra Height	Code	Price
bays 1980mm	RRB/19/-/-/4	£3.60
bays 2135mm	RRB/21/-/-/4	£6.40
bays 2440mm	RRB/24/-/-/4	£13.00
bays 2745mm	RRB/27/-/-/4	£18.60
bays 3050mm	RRB/30/-/-/4	£26.80
bays 3660mm	RRB/36/-/-/4	£38.00

J Rivet Bay 1830 x 915 x 457mm



Available with plastic bins

J RIVET WITH PLASTIC BINS
SEE PAGE 110



Did you know our Heavy Rivet Bays offer heights of up to 3660mm?

Pricing based on **4 levels**

from
£198.²⁰



Medium Duty Rivet 1830 x 1830 x 610mm

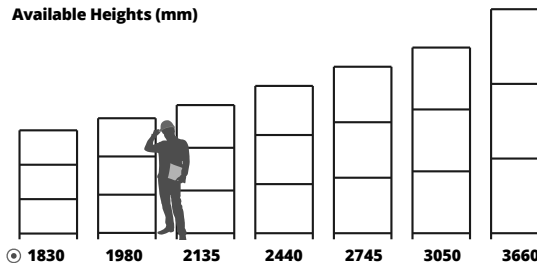
MEDIUM RIVET

Our Medium Rivet uses a lighter 1830mm "L" shape face beam, which offers shelf loads of up to 300kgs (UDL). Medium Rivet is a cost effective solution for storing long or bulky items.

Medium Rivet bays are available in depths from 305mm to 1220mm deep and are compatible with any of the standard upright heights from the Heavy duty range.

-
-
-
-

Available Heights (mm)



Medium Rivet Bays			+Adding Extra Shelf		
H x W x D (mm)	Bay Code	Shelf Load (kg)	Bay Price	Shelf Code	Additional Shelf Price
1830 x 1830 x 305	MRB/18/18/03/4/BG	300	£198.20	MRS/18/03/GY	£39.20
1830 x 1830 x 457	MRB/18/18/04/4/BG	300	£234.80	MRS/18/04/GY	£48.35
1830 x 1830 x 610	MRB/18/18/06/4/BG	300	£270.00	MRS/18/06/GY	£57.15
1830 x 1830 x 762	MRB/18/18/07/4/BG	280	£305.60	MRS/18/07/GY	£66.05
1830 x 1830 x 915	MRB/18/18/09/4/BG	250	£352.20	MRS/18/09/GY	£77.70
1830 x 1830 x 1220	MRB/18/18/12/4/BG	230	£426.60	MRS/18/12/GY	£96.30

Price includes four levels, uprights, plastic feet, face and side beams, deck supports and chipboard decks

+For Taller Bays Add Price		
Extra Height	Code	Price
bays 1980mm	RRB/19/--/--/4	£3.60
bays 2135mm	RRB/21/--/--/4	£6.40
bays 2440mm	RRB/24/--/--/4	£13.00
bays 2745mm	RRB/27/--/--/4	£18.60
bays 3050mm	RRB/30/--/--/4	£26.80
bays 3660mm	RRB/36/--/--/4	£38.00

Rubber Mallet



MALLET **£5.00**

Tie Plate



RR8/SET4 Set of 4 **£4.60**

Wall Bracket



RR5/WBKT **£1.30**

Metal Feet



RR5/SET4 Set of 4 **£5.20**

Floor Fixing



FFM8X50 M8x50 **£1.45**

Remember, if your shelving height to depth ratio is greater than 4:1, the bay should be fixed to the floor or to the wall.

RIVET 400 KITS

Rivet 400 Kits come ready boxed for ease of picking and transport.

Each bay contains 2 boxes and 4 chipboard levels, making it very simple to pick and deliver. Ideal for you to stock and supply directly to your customers. 33 bays of one size will only take up 4 pallet spaces.

Perfect for bulk buy and dropshipping.



from
£230.00



Rivet Blue 400 kit

H x W x D (mm)	Bay Code	Price
⊙ RRBX/KITA	1830mm high c/w 4 levels - 1830x457mm - 400kgs UDL	£230.00
RRBX/KITB	1830mm high c/w 4 levels - 1830x610mm - 400kgs UDL	£264.00

① Price includes four levels, uprights, plastic feet, face & side beams, deck supports & 12mm chipboard decking

⊙ 1830mm high c/w 4 levels - 1830x457mm

These Rivet 400 Kits Ships as 3 easy packages - Uprights/Beams/Decking

RIVET DIVIDER SYSTEM


Our Rivet Divider System provides an effective way to store loose or awkward items. The bays provide multiple locations for separating individual products.

The system uses our Heavy Rivet Racking solution with bespoke shelves, dividers and cladding. This creates a cost effective divider system with strength and easy installation. As well as standard bays we can offer bespoke designs.

Will suit any height or depth



Fix divider to any position



Bay Colour Options



For Blue Uprights with Orange Shelves add /BO to the end of your chosen price code.



For Blue Uprights with Grey Shelves add /BG to the end of your chosen price code.

Pricing based on 4 levels

from
£322.40

500
KG
Shelf Load

2800
KG
Bay Load



5
YEAR
Guarantee

5
DAYS
Delivery

10
MINS
Assembly

Boltless

Rivet Divider System 1830 x 1525 x 457 mm

Heavy Rivet Divider System				+ Extra Compartment Dividers			+ Side Cladding (1830mm high - Price per Frame)		
H x W x D (mm)	Bay Code	Shelf Load (kgs)	Bay Price	D x H (mm)	Code	Price	H x D (mm)	Code	Price
1830 x 1525 x 457	RRCD/18/15/04/4	500	£322.40	457 x 571	RRCD/45/57	£10.60	1830 x 457	ZRC/18/04/SC	£20.80
1830 x 1525 x 610	RRCD/18/15/06/4	500	£362.85	610 x 571	RRCD/61/57	£11.65	1830 x 610	ZRC/18/06/SC	£27.05
1830 x 1830 x 457	RRCD/18/18/04/4	500	£373.80	457 x 571	RRCD/45/57	£10.60	1830 x 457	ZRC/18/04/SC	£20.80
1830 x 1830 x 610	RRCD/18/18/06/4	500	£418.45	610 x 571	RRCD/61/57	£11.65	1830 x 610	ZRC/18/06/SC	£27.05
1830 x 2440 x 457	RRCD/18/24/04/4	400	£453.80	457 x 571	RRCD/45/57	£10.60	1830 x 457	ZRC/18/04/SC	£20.80
1830 x 2440 x 610	RRCD/18/24/06/4	400	£510.65	610 x 571	RRCD/61/57	£11.65	1830 x 610	ZRC/18/06/SC	£27.05

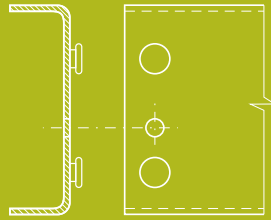
All bays are supplied with four levels, uprights, plastic feet, perimeter beams, deck supports, chipboard decking, dividers, brackets and fixings. Dividers are supplied with brackets. Side cladding is constructed from 16mm Chipboard and is supplied with all required fixings and washers. (Some drilling and fixing required). Available in blue/grey and blue/orange.

Remember, if your shelving height to depth ratio is greater than 4:1, the bay should be fixed to the floor or to the wall.

HEAVY RIVET MFC

The Heavy Rivet MFC offers the same incredible rigidity of the standard model combined with clean, wipe down melamine shelving.

Heavy Rivet MFC offers incredible shelf loading capacities of up to 500kg. The hard wearing edged White MFC shelving finish offers additional resilience and is extremely easy to maintain.



Heavy Rivet beam profile 1830, 2135 & 2440 wide

Pricing based on 4 levels



Heavy Rivet MFC Bays			+Adding Extra Shelf		
H x W x D (mm)	Bay Code	Shelf Load (kg)	Bay Price	Shelf Code	Additional Shelf Price
1830 x 915 x 610	RRB/M/18/09/06/4	600	£197.60	RRS/M/09/06	£39.05
1830 x 915 x 762	RRB/M/18/09/07/4	600	£223.00	RRS/M/09/07	£45.40
1830 x 915 x 915	RRB/M/18/09/09/4	600	£259.00	RRS/M/09/09	£54.40
1830 x 1220 x 610	RRB/M/18/12/06/4	550	£234.20	RRS/M/12/06	£48.20
1830 x 1220 x 762	RRB/M/18/12/07/4	550	£264.20	RRS/M/12/07	£55.70
1830 x 1220 x 915	RRB/M/18/12/09/4	550	£305.00	RRS/M/12/09	£65.90
1830 x 1830 x 610	RRB/M/18/18/06/4	500	£331.00	RRS/M/18/06	£72.40
1830 x 1830 x 762	RRB/M/18/18/07/4	500	£370.40	RRS/M/18/07	£82.25
1830 x 1830 x 915	RRB/M/18/18/09/4	500	£420.60	RRS/M/18/09	£94.80
1830 x 2440 x 610	RRB/M/18/24/06/4	400	£428.80	RRS/M/24/06	£96.85
1830 x 2440 x 762	RRB/M/18/24/07/4	400	£481.40	RRS/M/24/07	£110.00
1830 x 2440 x 915	RRB/M/18/24/09/4	400	£544.60	RRS/M/24/09	£125.80

+For Taller Bays Add Price

Extra Height	Code	Price
bays 1980mm	RRB/M/19/--/--/4	£3.60
bays 2135mm	RRB/M/21/--/--/4	£6.40
bays 2440mm	RRB/M/24/--/--/4	£13.00
bays 2745mm	RRB/M/27/--/--/4	£18.60
bays 3050mm	RRB/M/30/--/--/4	£26.80
bays 3660mm	RRB/M/36/--/--/4	£38.00

Bay Colour Options



For Blue Uprights with Orange Shelves add /BO to the end of your chosen price code.



For Blue Uprights with Grey Shelves add /BG to the end of your chosen price code.

Heavy Rivet MFC Bays come with four White melamine shelf levels as standard. Bay price also includes uprights, plastic feet, face and side beams.

Rivet Racking MFC uses a central deck support which not only supports the melamine panel but ties the front and back beams together.

Shelf Bins & Additional Dividers

If you need a strong, robust and versatile bin storage solution, at a competitive price – then look no further.

Our new range of Shelf Bins have been designed to offer a range of bins in “Big Sizes” for storing large parts or increased volumes. They can fit both small parts shelving systems as well as larger bays, such as Rivet or Longspan.

They have many new features, such as internal dividers that securely locate into 7 different locations. There is also an integral back stop allowing the bin to be suspended out from the shelving, for ease of picking.

With a semi-open front and a large labelling area below, ensures items can be identified quickly. The bins are available in Blue shockproof plastic and can be nested when not in use to save space.



300mm



450mm



280mm



600mm



420mm



from
£8.¹⁰



Shelf Bins			
D x W x H(mm)	Code	Colour	Price
300x280x200mm	SFB302820	Blue	£8.10
450x280x200mm	SFB452820	Blue	£11.80
450x420x200mm	SFB454220	Blue	£16.60
600x280x200mm	SFB602820	Blue	£14.80
600x420x200mm	SFB604220	Blue	£22.20

Add Dividers			
W x H(mm)	Code	Colour	Price
280x200mm	SFD2820	Black	£2.30
420x200mm	SFD4220	Black	£3.20

Features

- Integral back stop
- Profiled sides for extra strength
- Nestable design – space saving
- Large labelling area
- Semi-open fronted design
- 7 divider positions in each bin
- Dividers positively slot into the bin

Rivet racking with shelf bins provides high density small parts solutions.

Rivet Racking Bays with Bins

Pricing based on 7 levels



Rivet Racking with 280mm Shelf Bins			
H x W x D (mm)	Bin Qty	Code	Price
1980 x 915 x 305	18	RRSFB03A	£351.45
1980 x 915 x 457	18	RRSFB04A	£454.50
1980 x 915 x 610	18	RRSFB06A	£542.85

Rivet Racking with 420mm Shelf Bins			
H x W x D (mm)	Bin Qty	Code	Price
1980 x 915 x 457	12	RRSFB04B	£441.30
1980 x 915 x 610	12	RRSFB06B	£542.85

Rivet Racking with mixed 420mm & 280mm Shelf Bins			
H x W x D (mm)	Bin Qty	Code	Price
1980 x 915 x 457	15	RRSFB04C	£447.90
1980 x 915 x 610	15	RRSFB06C	£542.85

Price includes Rivet Racking bay with 7 shelf levels and 18 No. shelf bins 280mm wide.(Dividers not included)

Price includes Rivet Racking bay with 7 shelf levels and 12 No. 420mm wide shelf bins.(Dividers not included)

Price includes Rivet Racking bay with 7 shelf levels and 9 No. 280mm and 6 No. 420mm wide shelf bins. (Dividers not included)

If you can't find the right configuration for your application, please contact the sales team as they are here to help!

Keep cable reels organised

A new solution for organising and dispensing cable and items stored in reels.

The simple side beam supports a 25mm diameter tube which can hold a variety of drums or reels. The beam is notched so the tubes can be placed in 5 different positions. Each level is then fitted with a face beam to enable the material to be passed to the user and conveniently cut to length.

The units come as either static racks or as a low level mobile trolley. Bays are available in either 915 or 1220mm wide and 610mm deep.



● Cable Reel Trolley 915 x 915 x 610 mm



Braked castors for additional safety



5 different positions for the tube



● Cable Reel Rack 1830 x 915 x 610 mm

Mobile Cable Reel Storage / Bench

H x W x D (mm)	Code	Tube Load (kg)	Price
● 880 x 915 x 610	RRCT/09/09/06/2/BG	70	£269.20

Price includes uprights, base frame with swivel castors (2 braked), chipboard decks and two levels with notched beams, support beams and 4 zinc coated tubes



Cable Reel Rack - 1830mm high

H x W x D (mm)	Code	Tube Load (kg)	Price
● 1830 x 915 x 610	RRCB/18/09/06/4/BG	70	£250.00
1830 x 1220 x 610	RRCB/18/12/06/4/BG	60	£301.20

Price includes uprights, plastic feet, chipboard decks and four levels with notched beams, support beams and 8 zinc coated tubes

RIVET GARMENT RACKS

The perfect storage solution for any bulk garment hanging requirement. All constructed from Rivet racking components for simplicity and ease of assembly.

The 25mm zinc coated tube slots into place on the notched beams and can be located in five different positions. This can provide a single rail centrally positioned or two rails located on each face of the rack providing twice the capacity. Each storage level can be adjusted every 38mm.



Two single rail garment bays connected with tie plates



Bulk garment hanging storage solution



Single Rail Garment Bay 2135 x 915 x 610 mm



Double Rail Garment Bay 2135 x 915 x 610 mm

Single Rail Garment Bay - 2 Levels

H x W x D (mm)	Code	Tube Load (kg)	Bay
2135 x 915 x 610	RRGB/SG/21/09/06/2/BG	70	£114.85
2135 x 1220 x 610	RRGB/SG/21/12/06/2/BG	60	£137.25

Double Rail Garment Bay - 2 Levels

H x W x D (mm)	Code	Tube Load (kg)	Bay
2135 x 915 x 610	RRGB/DG/21/09/06/2/BG	70	£135.15
2135 x 1220 x 610	RRGB/DG/21/12/06/2/BG	60	£164.45

Price includes uprights, plastic feet, chipboard decks for top and bottom shelves, two levels with notched beams, support beams and 2 or 4 zinc coated tubes




Utilise space with our high density Archive solution



● Double Box Deep Rivet Archive 3050 x 1830 x 915 with 100 boxes on 5 levels



MALLET £5.00



Tie Plate
RR8/SET4 Set of 4 £4.60



Wall Bracket
RR5/WBKT £1.30



Metal Feet
RR5/SET4 Set of 4 £5.20



Floor Fixing M8x50 £1.45

ARCHIVE STORAGE SOLUTIONS

Our Rivet Archive range is the perfect solution for high density paper storage and archiving.

Our range of Archive Storage Solutions is formed of our Heavy Rivet range combined with high quality Heavy Duty Archive boxes. Each individual box offers a loading capacity of up to 20kg, with shelves supporting a UDL of up to 500kg.

Rivet Archive is available in two depths, three heights and two widths and is perfect for the storeroom, workshop or warehouse.

Need More Boxes?

Our Heavy Duty Archive box and lid are designed to hold 20kgs of paper. The robust construction means documents will be securely and safely stored. The boxes come flat packed and are easy to assemble. Boxes come with handle holes for easy transportation and the internal dimensions are 250H x 330W x 390D.



H x W x D (mm)	Code	Price
270 x 350 x 430	AK0020AB/10	£43.50

Rivet Archive - 1525mm Wide



	H x W x D (mm)	Shelf Levels	Code	Box Qty	Price
Single Box Deep Depth 457mm	1830x1525x457mm (1966mm)	3	RRAK15/24	24	£285.00
	2440x1525x457mm (2614mm)	4	RRAK15/32	32	£379.20
	3050x1525x457mm (3262mm)	5	RRAK15/40	40	£474.20
Double Box Deep Depth 915mm	1830x1525x915mm (1966mm)	3	RRAK15/48	48	£468.15
	2440x1525x915mm (2614mm)	4	RRAK15/64	64	£623.40
	3050x1525x915mm (3262mm)	5	RRAK15/80	80	£779.45

*Height to top of top box

Rivet Archive - 1830mm Wide



	H x W x D (mm)	Shelf Levels	Code	Box Qty	Price
Single Box Deep Depth 457mm	⊙ 1830x1830x457mm (1966mm)	3	RRAK18/30	30	£349.65
	2440x1830x457mm (2614mm)	4	RRAK18/40	40	£465.40
	3050x1830x457mm (3262mm)	5	RRAK18/50	50	£581.95
Double Box Deep Depth 915mm	1830x1830x915mm (1966mm)	3	RRAK18/60	60	£568.20
	2440x1830x915mm (2614mm)	4	RRAK18/80	80	£756.80
	⊙ 3050x1830x915mm (3262mm)	5	RRAK18/100	100	£946.20

*Height to top of top box

① Price includes uprights, plastic feet, perimeter beams, deck supports, chipboard decks and archive boxes with lids

Rivet Racking Archive Storage



Available in Blue/Orange (/BO) or Blue/Grey (/BG)

5
YEAR
Guarantee

3
DAYS
Delivery

10
MINS
Assembly

Boltless

from
£285.00



RIVET RACKING ARCHIVE

Rivet Racking uses a central deck support which not only supports the chipboard panel but ties the two face beams together.



RIVET BASED BENCHES & WORKSTATIONS

A cost effective answer to solve your busy packing and assembly areas.

Strong and simple to build these workbenches come in a wide range of sizes that will suit most applications.

We now offer 2 styles of worktops - Chipboard and White MFC with the MFC tops being edged with a hard wearing 1mm PVC edging.

- **Easy to build and adjust**
- **Based on our Rivet Racking platform**
- **Guaranteed delivery in 5 days**
- **Available in blue/grey and blue/orange**
- **Other sizes available**




scan for
videos | assembly



storagecatalogue.co.uk
/rivetbenches

Great value heavy duty Workbenches built on our Rivet Racking system



Heights

Worktop height (mm)
915

Top shelf height (mm)
1830



Widths

Workbench widths (mm)
915, 1220, 1525, 1830, 2135, 2440

Workstation widths (mm)
915, 1220, 1830, 2440

Packing Bench widths (mm)
wide: **1525, 1830**
long: **915, 1220**



Depths

Workbench depths (mm)
762, 915

Workstation depths (mm)
915

Packing Bench depths (mm)
wide: **915**
long: **1830, 2135**



Application

Environment
Workshop, Warehouse, Storeroom

Usage
Order Processing, Packing, Manufacturing



Construction

Split Uprights: **Steel**
Blue RAL5010

Beams: **Steel**
Grey RAL7038
Orange RAL2002

Worktops/Shelves
Chipboard or White MFC



Loadings

Level UDL up to
400kg

Max Bench Load
600kg



Full Undershelf Workstation with Chipboard Tops 1830 x 1830 x 915



RIVET WORKSTATIONS

Simple to build and incredibly strong.

These picking and assembly workbenches come with a strong worktop, 915mm high and two storage shelves above (305mm deep).

From Prices based on order of 3 Items +



Chipboard Top

Full Undershelf Workstation - Chipboard

Order more and save money (Price for Each)

H x W x D (mm)	Code	Price for 1	Price for 2	Price for 3+
1830 x 915 x 915	RRWS/18/09/09/03	£285.60	£255.60	£225.60
1830 x 1220 x 915	RRWS/18/12/09/03	£319.10	£289.10	£259.10
⊙ 1830 x 1830 x 915	RRWS/18/18/09/03	£420.20	£390.20	£360.20
1830 x 2440 x 915	RRWS/18/24/09/03	£492.50	£462.50	£432.50

① Price includes uprights, plastic feet, all necessary beams and shelves. Total workbench capacity = 600kgs**
(** each shelf to carry no more than 400kgs. Floor fixing not included.)

Blue & Orange Combination Available

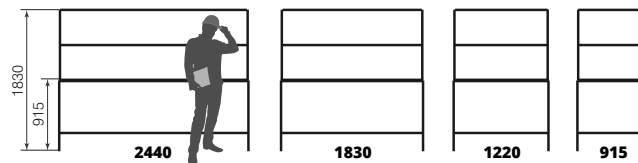


Great value Workstations based on our Rivet Racking system



From Prices based on order of 3 Items +

Available Widths (mm)



Half Undersheff Workstation - Chipboard				
Order more and save money (Price for Each)				
H x W x D (mm)	Code	Price for 1	Price for 2	Price for 3+
1830 x 915 x 915	RRWSH/18/09/09/03	£270.10	£240.10	£210.10
1830 x 1220 x 915	RRWSH/18/12/09/03	£300.30	£270.30	£240.30
1830 x 1830 x 915	RRWSH/18/18/09/03	£391.05	£361.05	£331.05
1830 x 2440 x 915	RRWSH/18/24/09/03	£461.15	£431.15	£401.15

T Bar Workstation - Chipboard				
Order more and save money (Price for Each)				
H x W x D (mm)	Code	Price for 1	Price for 2	Price for 3+
1830 x 915 x 915	RRWST/18/09/09/03	£251.50	£221.50	£191.50
1830 x 1220 x 915	RRWST/18/12/09/03	£276.20	£246.20	£216.20
1830 x 1830 x 915	RRWST/18/18/09/03	£353.05	£323.05	£293.05
1830 x 2440 x 915	RRWST/18/24/09/03	£411.00	£381.00	£351.00

Price includes uprights, metal feet, all necessary beams and shelves. Total workbench capacity = 600kgs**
 (** each shelf to carry no more than 400kgs. Floor fixing required = metal feet are supplied so uprights can be fixed to the floor. Floor fixings not included.)

Price includes uprights, metal feet, all necessary beams and shelves. Total workbench capacity = 600kgs**
 (** each shelf to carry no more than 400kgs. Floor fixing required = metal feet are supplied so uprights can be fixed to the floor. Floor fixings not included.)



Important: The total bench load should not exceed 600kg.

A cost effective solution to your busy packing and assembly areas



Full undershelf Workbench with White MFC Tops 915 x 1830 x 915

RIVET WORKBENCHES

Strong and simple to build these workbenches come in a wide range of sizes that will suit most applications. We now offer 2 styles of 18mm thick tops – chipboard or white MFC with the MFC tops being edged with a hard wearing 1mm PVC edging.

From Prices based on order of 3 Items +



White MFC Top†



Chipboard Top



Blue/Orange Combination Available

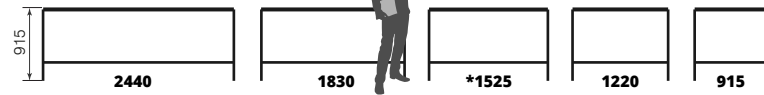
Full Undershelf Workbench		Chipboard Top			MFC Top†			
Order more and save money (Price for Each)								
H x W x D (mm)	Code	Price for 1	Price for 2	Price 3+	Code	Price for 1	Price for 2	Price for 3+
915 x 915 x 762	RRWB/09/09/07	£191.50	£161.50	£131.50	RRWB/09/09/07/M	£197.30	£167.30	£137.30
915 x 915 x 915	RRWB/09/09/09	£207.45	£177.45	£147.45	RRWB/09/09/09/M	£214.15	£184.15	£154.15
915 x 1220 x 762	RRWB/09/12/07	£215.00	£185.00	£155.00	RRWB/09/12/07/M	£222.30	£192.30	£162.30
915 x 1220 x 915	RRWB/09/12/09	£233.80	£203.80	£173.80	RRWB/09/12/09/M	£242.40	£212.40	£182.40
915 x 1525 x 762	RRWB/09/15/07	£234.60	£204.60	£174.60				
915 x 1525 x 915	RRWB/09/15/09	£255.50	£225.50	£195.50				
915 x 1830 x 762	RRWB/09/18/07	£263.80	£233.80	£203.80	RRWB/09/18/07/M	£274.40	£244.40	£214.40
915 x 1830 x 915	RRWB/09/18/09	£286.80	£256.80	£226.80	RRWB/09/18/09/M	£299.20	£269.20	£239.20
915 x 2440 x 762	RRWB/09/24/07	£315.10	£285.10	£255.10	RRWB/09/24/07/M	£329.00	£299.00	£269.00
915 x 2440 x 915	RRWB/09/24/09	£344.00	£314.00	£284.00	RRWB/09/24/09/M	£360.20	£330.20	£300.20

Price includes uprights, plastic feet, all necessary beams and shelves. Total workbench capacity = 600kgs**
(** each shelf to carry no more than 400kgs. No floor fixing required = Plastic Feet Included.) †Allow 10 working days for MFC tops.

†Please allow 10 working days for MFC worktops.

Workbenches based on our Rivet Racking system

Available Widths (mm)



*Widths available only on workbenches with full undershelf



From Prices based on order of 3 Items +

Workbench - Half Undershelf			Chipboard Top			MFC Top [†]		
Order more and save money (Price for Each)								
H x W x D (mm)	Code	Price for 1	Price for 2	Price 3+	Code	Price for 1	Price for 2+	Price for 3+
915 x 915 x 915	RRWBH/09/09/09	£197.60	£167.60	£137.60	RRWBH/09/09/09/M	£200.95	£170.95	£140.95
915 x 1220 x 915	RRWBH/09/12/09	£215.25	£185.25	£155.25	RRWBH/09/12/09/M	£219.55	£189.55	£159.55
915 x 1830 x 915	RRWBH/09/18/09	£262.15	£232.15	£202.15	RRWBH/09/18/09/M	£268.35	£238.35	£208.35
915 x 2440 x 915	RRWBH/09/24/09	£302.05	£272.05	£242.05	RRWBH/09/24/09/M	£310.15	£280.15	£250.15

from
£137.⁶⁰



Half Undershelf Workbench with Chipboard Tops 915 x 1830 x 915

Price includes uprights, metal feet, all necessary beams and shelves. Total workbench capacity = 600kgs**
 (** Each shelf to carry no more than 400kgs. Floor fixing required = metal feet are supplied so uprights can be fixed to the floor. Floor fixings not included.) †Allow 10 working days for MFC tops.

Workbench - T-Bar			Chipboard Top			MFC Top [†]		
Order more and save money (Price for Each)								
H x W x D (mm)	Code	Price for 1	Price for 2	Price 3+	Code	Price for 1	Price for 2+	Price for 3+
915 x 915 x 762	RRWBT/09/09/07	£168.40	£138.40	£108.40	RRWBT/09/09/07/M	£171.30	£141.30	£111.30
915 x 915 x 915	RRWBT/09/09/09	£181.20	£151.20	£121.20	RRWBT/09/09/09/M	£184.55	£154.55	£124.55
915 x 1220 x 762	RRWBT/09/12/07	£179.60	£149.60	£119.60	RRWBT/09/12/07/M	£183.25	£153.25	£123.25
915 x 1220 x 915	RRWBT/09/12/09	£193.40	£163.40	£133.40	RRWBT/09/12/09/M	£197.70	£167.70	£137.70
915 x 1830 x 762	RRWBT/09/18/07	£210.75	£180.75	£150.75	RRWBT/09/18/07/M	£216.05	£186.05	£156.05
915 x 1830 x 915	RRWBT/09/18/09	£226.65	£196.65	£166.65	RRWBT/09/18/09/M	£232.85	£202.85	£172.85
915 x 2440 x 762	RRWBT/09/24/07	£236.55	£206.55	£176.55	RRWBT/09/24/07/M	£243.50	£213.50	£183.50
915 x 2440 x 915	RRWBT/09/24/09	£254.55	£224.55	£194.55	RRWBT/09/24/09/M	£262.65	£232.65	£202.65

from
£108.⁴⁰



T Bar Workbench with Chipboard Top 915 x 1830 x 915

Price includes uprights, metal feet, all necessary beams and shelves. Total workbench capacity = 600kgs**
 (** Each shelf to carry no more than 400kgs. Floor fixing required = metal feet are supplied so uprights can be fixed to the floor.) †Allow 10 working days for MFC tops.

i The total load for all the levels within each workbench should not be more than 600kg.

RIVET HEAVY DUTY MOBILE WORKBENCH

Heavy Duty workbench blends the simplicity of our standard rivet style workbenches bolted to a frame, offering a sturdy and robust solution to any workplace. The bench can be fitted with a choice of 2 worktops and the base comes with heavy duty nylon swivel castors (two braked and two un-braked).

2 levels

Mobile Rivet Bench 880 x 1830 x 762 + Detail on the castor fixed to the upright



Bench Colour Options



For Blue Uprights with Orange Shelves add /BO to the end of your chosen price code.



For Blue Uprights with Grey Shelves add /BG to the end of your chosen price code.



Workbench - Full Undershef			Chipboard Top			MFC Top†		
Order more and save money (Price for Each)								
H x W x D (mm)	Code	Price for 1	Price for 2	Price 3+	Code	Price for 1	Price for 2	Price for 3+
880 x 915 x 610	RRMB/09/09/06	£262.36	£232.36	£202.36	RRMB/09/09/06/M	£268.96	£238.96	£208.96
880 x 915 x 762	RRMB/09/09/07	£276.06	£246.06	£216.06	RRMB/09/09/07/M	£281.86	£251.86	£221.86
880 x 915 x 915	RRMB/09/09/09	£290.56	£260.56	£230.56	RRMB/09/09/09/M	£297.26	£267.26	£237.26
880 x 1220 x 610	RRMB/09/12/06	£278.26	£248.26	£218.26	RRMB/09/12/06/M	£286.76	£256.76	£226.76
880 x 1220 x 762	RRMB/09/12/07	£294.66	£264.66	£234.66	RRMB/09/12/07/M	£301.96	£271.96	£241.96
880 x 1220 x 915	RRMB/09/12/09	£311.16	£281.16	£251.16	RRMB/09/12/09/M	£319.76	£289.76	£259.76
880 x 1525 x 610	RRMB/09/15/06	£297.71	£267.71	£237.71				
880 x 1525 x 762	RRMB/09/15/07	£313.71	£283.71	£253.71				
880 x 1525 x 915	RRMB/09/15/09	£332.31	£302.31	£272.31				
880 x 1830 x 610	RRMB/09/18/06	£319.66	£289.66	£259.66	RRMB/09/18/06/M	£328.36	£298.36	£268.36
880 x 1830 x 762	RRMB/09/18/07	£337.66	£307.66	£277.66	RRMB/09/18/07/M	£348.26	£318.26	£288.26
880 x 1830 x 915	RRMB/09/18/09	£358.36	£328.36	£298.36	RRMB/09/18/09/M	£370.76	£340.76	£310.76

Includes 2 x braked & 2 x un-braked swivel castors and fixings, uprights, beams and tops. †Allow 10 working days for MFC tops.



Both mobile benches are available in Blue/Orange or Blue/Grey combinations and 2 types of worktops (Chipboard or White MFC).

RIVET TROLLEY SHELVING

Our range of mobile trolley shelving enables you to move goods safely and easily between work areas, making stock moveable, easy to replenish and secure. The base can support multiple bay sizes and configurations. Levels can be configured as a tray or as a standard shelf.

- Provide flexible storage solution
- Move goods between work areas
- Maximum bay load of 300kgs
- Other sizes and specials available



Trolley Colour Options



For Blue Uprights with Orange Shelves add /BO to the end of your chosen price code.



For Blue Uprights with Grey Shelves add /BG to the end of your chosen price code.

Trolley Shelving

Order more and save money (Price for Each)


H x W x D (mm)	Code	Price for 1	Price for 2	Price for 3+
1950 x 915 x 610	TRB/18/09/06/4	£350.66	£325.66	£300.66
1950 x 915 x 762	TRB/18/09/07/4	£375.31	£350.31	£325.31
1950 x 1220 x 610	TRB/18/12/06/4	£386.76	£361.76	£336.76
1950 x 1220 x 762	TRB/18/12/07/4	£416.01	£391.01	£366.01

i Includes 2x braked & 2x un-braked swivel castors and fixings, uprights, beams and 4x tops

From Prices based on order of 3 Items +

Pricing based on 4 levels

from
£300.⁶⁶



Trolley Shelving 1950 x 915 x 610



Long Packing Workstation



Chipboard Top

from
£286.³²

300
KG
Bench Load

Long Packing Station 1830 x 915 x 1830

From Prices based on order of 3 Items +

RIVET PACKING WORKSTATIONS

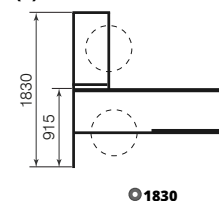
Great packing benches in two different styles, complete with lower bubble wrap dispenser and upper paper roll dispenser.

The benches also come with an upper storage level for additional storage and, depending on the bench configuration, you get a lower storage level as well.

- Cost effective packing stations
- Two packaging roll dispensers
- Additional storage shelves



Available Sizes (mm)
Lengths (D)



1830

Widths (W)



1220



915

Long Packing Workstation

Chipboard Tops

Order more and save money (Price for Each)

H x W x D (mm)	Code	Price for 1	Price for 2	Price for 3+
1830 x 915 x 1830	RRLPS/18/09/18/03	£366.32	£326.32	£286.32
1830 x 1220 x 1830	RRLPS/18/12/18/03	£406.54	£366.54	£326.54

Price includes uprights, plastic feet, all necessary beams, tops and 2 x roll dispensers.

Fantastic value Wide Packing Workstation based on our Rivet Racking system

Workstation Colour Options



For Blue Uprights with Orange Shelves add /BO to the end of your chosen price code.

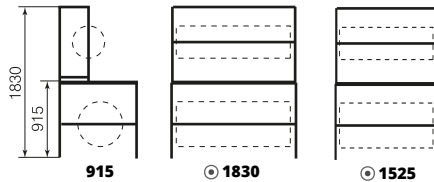


For Blue Uprights with Grey Shelves add /BG to the end of your chosen price code.



Chipboard Top

Available Sizes (mm) Depth (D) Widths (W)



Wide Packing Workstation		Chipboard Tops		
Order more and save money (Price for Each)				
H x W x D (mm)	Code	Price for 1	Price for 2	Price for 3+
1830 x 1525 x 915	RRWPS/18/15/09/03	£358.68	£328.68	£298.68
1830 x 1830 x 915	RRWPS/18/18/09/03	£413.10	£383.10	£353.10

Price includes uprights, plastic feet, all necessary beams, tops and 2 x roll dispensers.



From Prices based on order of 3 Items +



Wide Packing Station 1830 x 1830 x 915 & Detail of roll dispenser on upright





EXPO 4 BOLTLESS SHELVING

With EXPO 4 it's as easy as 1-2-3

The unique friction steel clip and shelf design allows the system to be safely erected in minutes.

It now boasts one of the largest selections of modular capacities and sizes, along with an unrivalled range of accessories all finished in a high quality epoxy powder coat paint.

EXPO 4 offers designers and specifiers a solution to meet any design brief, whether it's a few bays for the office, a multi-tier system or high bay project for the warehouse.

- **Clip fit shelving**
All steel shelf adjustable on steel shelf clips
- **Strong and simple to build**
Build bays quickly and easily adjust shelves
- **Flexible storage systems**
Easily adapts to your changing storage needs
- **Hard wearing paint finish**
Offers a clean and bright epoxy powder paint finish
- **Huge range of accessories**
Solves all your storage problems, now and for the future



scan for
videos assembly



storagecatalogue.co.uk
/EXPO

A versatile solution with a huge range of accessories

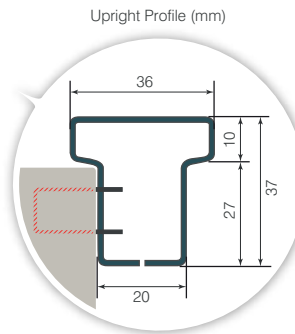
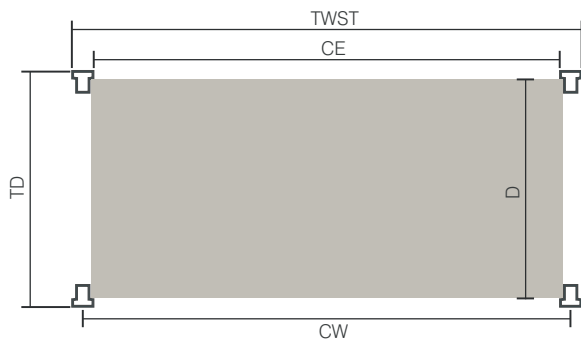




 Heights	 Widths	 Depths	 Application	 Construction	 Loadings
Standard Bay height (mm) 2000 Other Available Heights (mm) 2200, 2500, 3000	Widths (mm) 700, 1000, 1150	Depths (mm) 300, 400, 500, 600	Environment Warehouse, Stockroom, Office, Workshop Usage Multipurpose Storage, Small Parts Picking, Multi Tier Application, Office Solutions	Uprights: Steel Blue RAL5010 Side Battens: Steel Blue RAL5010 Shelf Clips: Steel Galvanised Shelves: Steel Grey RAL7038	Shelf UDL up to 200kg Max Bay Load 2500kg

We can supply projects with uprights up to 7000mm high!

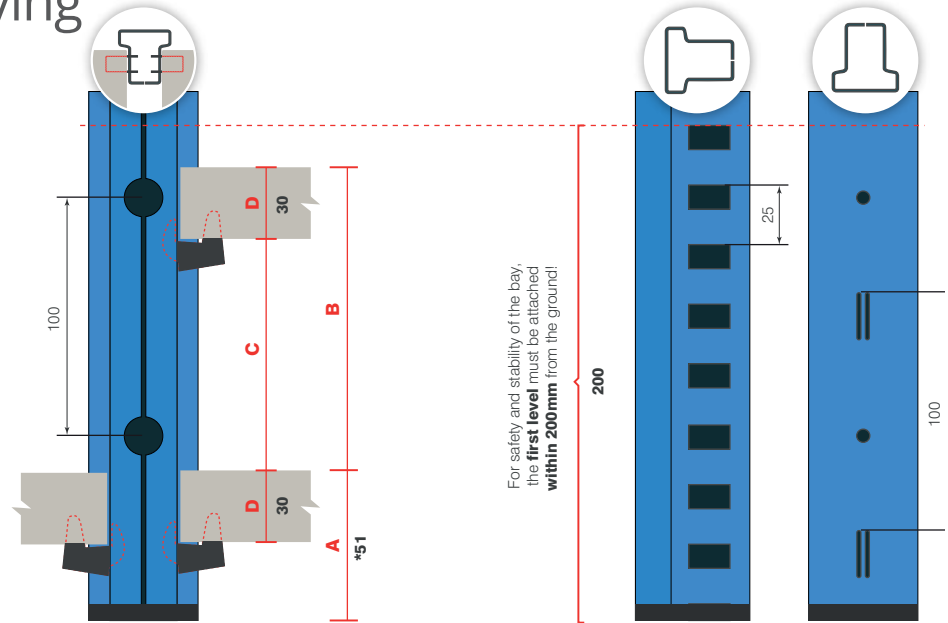
Planning the storage layout for EXPO Shelving

Calculating Exact Dimensions of the Bay & Run of Bays (all dimensions in mm)



Nominal Height*	H	Clear Entry	CE	CE=W-30mm
Nominal Width*	W	Total Width - Starter Bay	TWST	TWST=W+42mm
Nominal Depth*	D	Total Width - Extension Bay	TWEX	TWEX=W+6mm
(D - Actual depth of the shelf)		Center Width	CW	CW=W+6mm
		Total Depth	TD	TD=D+20mm

* Dimensions used in price tables



- A** Minimum First Shelf Level Height (clip in 1st hole)
- B** Shelf Pitch - Distance between levels
- C** Clear Entry - Useable space between shelf levels
- D** Shelf Thickness (30mm)

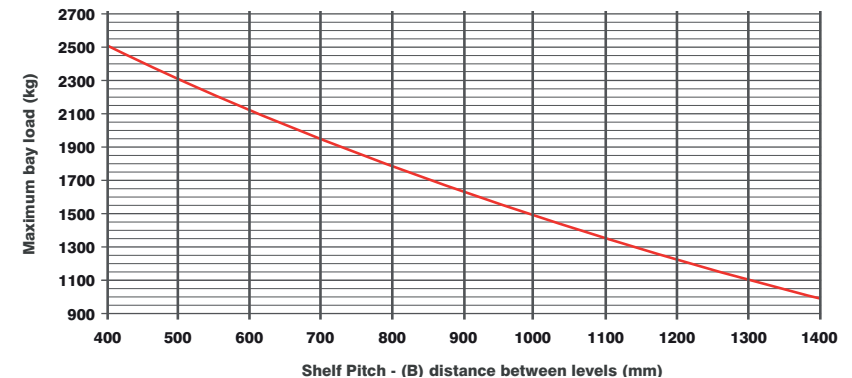
*If using metal feet and/or a plinth, the minimum shelf level height is 76mm as the shelf clip is attached in the 2nd hole

i How to calculate exact Shelf Pitch (B)

Height of item stored + Shelf Thickness divided by 25
 = Round decimal up to the next whole number and multiply by 25

Example: 357mm (Height of stored items) + 30mm (Shelf Thickness) / 25
 = 15.48 rounded up to 16 x 25 = 400mm Shelf Pitch

Expo Shelving Bay Loading (kgs)



EXPO.....one upright with four interchangeable shelf styles

EXPO 4 FULL DETAILS TURN TO PAGE 51



The original shelf design, that comes with a wide range of sizes and capacities, all in a hard wearing light grey (RAL7038) epoxy powder coated finish.



EXPO 4D FULL DETAILS TURN TO PAGE 54



A slotted shelf design, that allows a range of dividers to be integrated into the shelf, which can form compartments within the bay. All in a pure white (RAL9010) epoxy powder coated finish.

EXPO 4G FULL DETAILS TURN TO PAGE 50



The latest addition to the range which offers a competitive, hard wearing galvanised finish, with shelf capacities up to 200kgs.



EXPO 3 FULL DETAILS TURN TO PAGE 56



The "EXTRA" Heavy duty shelf, with shelf capacities up to 400kgs and shelf sizes from 1500mm wide and 1000mm deep. All in a hard wearing galvanised finish.



Choose your bay size and height plus the exact number of shelves for your layout.

EXPO 4G

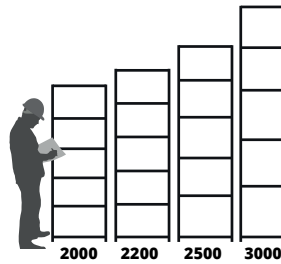
EXPO 4G Offers loadings of up to 200kgs per shelf and is supplied in an all-Galvanised finish, it is the ideal solution for all kinds of storage solutions.

A traditional shelf supported on 4 clips and fully adjustable in increments of 25mm to give maximum flexibility. EXPO 4G has shelf depths of 300, 400, 500 and 600mm and frame heights of 2000, 2200, 2500 and 3000mm.



Pricing based on 6 levels

Available Heights (mm)
(Width shown 700mm)



+For Taller Bays Add Price

	Height (mm)	Starter Bay Code	Price Add to starter	Extension Bay Code	Price Add to extension
D 300mm	2200	E4SG/22-03/6	£5.20	E4EG/22-03/6	£2.60
	2500	E4SG/25-03/6	£19.30	E4EG/25-03/6	£9.65
	3000	E4SG/30-03/6	£38.60	E4EG/30-03/6	£19.30
D 400mm	2200	E4SG/22-04/6	£5.20	E4EG/22-04/6	£2.60
	2500	E4SG/25-04/6	£20.70	E4EG/25-04/6	£10.35
	3000	E4SG/30-04/6	£41.40	E4EG/30-04/6	£20.70
D 500mm	2200	E4SG/22-05/6	£5.20	E4EG/22-05/6	£2.60
	2500	E4SG/25-05/6	£21.80	E4EG/25-05/6	£10.90
	3000	E4SG/30-05/6	£43.60	E4EG/30-05/6	£21.80
D 600mm	2200	E4SG/22-06/6	£5.20	E4EG/22-06/6	£2.60
	2500	E4SG/25-06/6	£23.20	E4EG/25-06/6	£11.60
	3000	E4SG/30-06/6	£46.40	E4EG/30-06/6	£23.20

Replace ' ' with Width (07=700 / 10=1000 / 11=1150) Replace ' ' with Width (07=700 / 10=1000 / 11=1150)

EXPO 4 Galvanised Open Bays

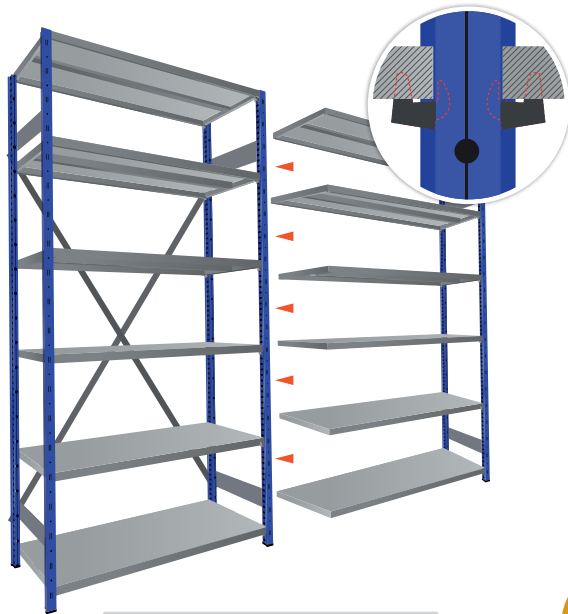
+Add Extension Bay

+Add Extra Shelves


	H x W x D (mm)	Starter Bay Code	Price	Extension Bay Code	Price	Shelf Code	Price	Shelf Load (kg)
D 300mm	2000 x 700 x 300	E4SGG/200703/6	£152.80	E4EGG/200703/6	£110.30	E4G/0703SH	£11.30	150
	2000 x 1000 x 300	E4SGG/201003/6	£175.30	E4EGG/201003/6	£132.80	E4G/1003SH	£15.05	150
	2000 x 1150 x 300	E4SGG/201103/6	£186.70	E4EGG/201103/6	£144.20	E4G/1103SH	£16.95	120
D 400mm	2000 x 700 x 400	E4SGG/200704/6	£167.90	E4EGG/200704/6	£124.00	E4G/0704SH	£13.35	120
	2000 x 1000 x 400	E4SGG/201004/6	£215.30	E4EGG/201004/6	£171.40	E4G/1004SH	£21.25	200
	2000 x 1150 x 400	E4SGG/201104/6	£231.80	E4EGG/201104/6	£187.90	E4G/1104SH	£24.00	170
D 500mm	2000 x 700 x 500	E4SGG/200705/6	£196.20	E4EGG/200705/6	£151.20	E4G/0705SH	£17.70	200
	2000 x 1000 x 500	E4SGG/201005/6	£234.30	E4EGG/201005/6	£189.30	E4G/1005SH	£24.05	200
	2000 x 1150 x 500	E4SGG/201105/6	£253.50	E4EGG/201105/6	£208.50	E4G/1105SH	£27.25	160
D 600mm	2000 x 700 x 600	E4SGG/200706/6	£211.00	E4EGG/200706/6	£164.60	E4G/0706SH	£19.70	200
	2000 x 1000 x 600	E4SGG/201006/6	£254.20	E4EGG/201006/6	£207.80	E4G/1006SH	£26.90	180
	2000 x 1150 x 600	E4SGG/201106/6	£275.50	E4EGG/201106/6	£229.10	E4G/1106SH	£30.45	140

① All bays come with 6 shelves per bay and all necessary fixings, bracing and plastic feet. Extension bay comes with 2 uprights only. 1 pair of Cross Bracing required per four bays.

Pricing based on 6 levels



Extension bay connecting to the Starter bay +detail shelf clips with shelves on an upright



from
£152.⁵⁵



EXPO 4

The "Original" Expo 4 shelf designs offer loadings of up to 200kgs but in a hard-wearing painted finish (RAL7038). Each shelf can be adjusted every 25mm along the upright (Blue RAL5010) providing a quick and simple way to position each shelf.

The shelves come in three widths and four depths from stock, bay heights range from 2000-3000mm from stock but other size and capacities are available to order.

So, whether it's a few bays for the office, a multi-tier or high bay project for the warehouse, we have the solution to meet your needs.



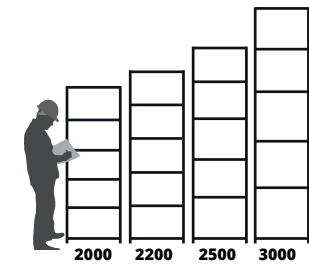
EXPO 4 Open Bays			+Add Extension Bay		+Add Extra Shelves			
	H x W x D (mm)	Starter Bay Code	Price	Extension Bay Code	Price	Shelf Code	Price	Shelf Load (kg)
D300mm	2000 x 700 x 300	E4S/200703/6	£198.85	E4E/200703/6	£152.55	E4/0703SH	£17.70	140
	2000 x 1000 x 300	E4S/201003/6	£244.15	E4E/201003/6	£197.85	E4/1003SH	£25.25	110
	2000 x 1150 x 300	E4S/201103/6	£262.45	E4E/201103/6	£216.15	E4/1103SH	£28.30	90
D400mm	2000 x 700 x 400	E4S/200704/6	£222.45	E4E/200704/6	£174.85	E4/0704SH	£21.20	130
	2000 x 1000 x 400	E4S/201004/6	£274.05	E4E/201004/6	£226.45	E4/1004SH	£29.80	200
	2000 x 1150 x 400	E4S/201104/6	£310.35	E4E/201104/6	£262.75	E4/1104SH	£35.85	180
D500mm	2000 x 700 x 500	E4S/200705/6	£253.05	E4E/200705/6	£204.25	E4/0705SH	£25.90	200
	2000 x 1000 x 500	E4S/201005/6	£308.25	E4E/201005/6	£259.45	E4/1005SH	£35.10	180
	2000 x 1150 x 500	E4S/201105/6	£330.15	E4E/201105/6	£281.35	E4/1105SH	£38.75	150
D600mm	2000 x 700 x 600	E4S/200706/6	£258.45	E4E/200706/6	£208.45	E4/0706SH	£26.40	180
	2000 x 1000 x 600	E4S/201006/6	£335.25	E4E/201006/6	£285.25	E4/1006SH	£39.20	200
	2000 x 1150 x 600	E4S/201106/6	£410.85	E4E/201106/6	£360.85	E4/1106SH	£51.80	150

+For Taller Bays Add Price				
	Height (mm)	Starter Bay Code	Price Add to starter	Price Add to extension
D300mm	2200	E4S/22-03/6	£5.80	E4E/22-03/6 £2.90
	2500	E4S/25-03/6	£17.40	E4E/25-03/6 £8.70
	3000	E4S/30-03/6	£49.80	E4E/30-03/6 £24.90
D400mm	2200	E4S/22-04/6	£5.80	E4E/22-04/6 £2.90
	2500	E4S/25-04/6	£18.70	E4E/25-04/6 £9.35
	3000	E4S/30-04/6	£52.40	E4E/30-04/6 £26.20
D500mm	2200	E4S/22-05/6	£5.80	E4E/22-05/6 £2.90
	2500	E4S/25-05/6	£19.90	E4E/25-05/6 £9.95
	3000	E4S/30-05/6	£54.80	E4E/30-05/6 £27.40
D600mm	2200	E4S/22-06/6	£5.80	E4E/22-06/6 £2.90
	2500	E4S/25-06/6	£21.10	E4E/25-06/6 £10.55
	3000	E4S/30-06/6	£57.20	E4E/30-06/6 £28.60

Replace '-' with Width (07=700 / 10=1000 / 11=1150)

Replace '-' with Width (07=700 / 10=1000 / 11=1150)


Available Heights (mm)
(Width shown 700mm)



Price includes 4x uprights, 6x shelves and all necessary fixings, bracing and plastic feet. Extension bay comes with 2 uprights only. 1 pair of Cross Bracing required per four bays.

Choose your bay size and height plus the exact number of shelves for your layout.

EXPO 4 side cladding options



EXPO 4 Solid Side Cladding						
	H x D (mm)	Code	Price	H x D (mm)	Code	Price
H2000mm	2000 x 300	EX10/2003/GY	£33.40	2500 x 300	EX10/2503/GY	£42.60
	2000 x 400	EX10/2004/GY	£43.75	2500 x 400	EX10/2504/GY	£55.70
	2000 x 500	EX10/2005/GY	£54.05	2500 x 500	EX10/2505/GY	£68.75
	2000 x 600	EX10/2006/GY	£64.50	2500 x 600	EX10/2506/GY	£82.00
H2200mm	2200 x 300	EX10/2203/GY	£36.60	3000 x 300	EX10/3003/GY	£50.65
	2200 x 400	EX10/2204/GY	£48.00	3000 x 400	EX10/3004/GY	£66.30
	2200 x 500	EX10/2205/GY	£59.30	3000 x 500	EX10/3005/GY	£81.85
	2200 x 600	EX10/2206/GY	£70.80	3000 x 600	EX10/3006/GY	£97.65


EXPO 4 Mesh Side Cladding						
	H x D (mm)	Code	Price	H x D (mm)	Code	Price
H2000mm	2000 x 300	EX11/2003/GV	£20.30	2500 x 300	EX11/2503/GV	£24.50
	2000 x 400	EX11/2004/GV	£28.20	2500 x 400	EX11/2504/GV	£33.90
	2000 x 500	EX11/2005/GV	£36.80	2500 x 500	EX11/2505/GV	£43.70
	2000 x 600	EX11/2006/GV	£45.20	2500 x 600	EX11/2506/GV	£54.00
H2200mm	2200 x 300	EX11/2203/GV	£22.40	3000 x 300	EX11/3003/GV	£30.45
	2200 x 400	EX11/2204/GV	£31.05	3000 x 400	EX11/3004/GV	£42.30
	2200 x 500	EX11/2205/GV	£40.25	3000 x 500	EX11/3005/GV	£55.20
	2200 x 600	EX11/2206/GV	£49.60	3000 x 600	EX11/3006/GV	£67.80

i Price to clad each frame. Includes multiple panels and a plastic joining rib. (light grey RAL7038)

i Price to clad each side. Includes multiple panels of 2"x 2" galvanised mesh and ties.

i Divide bays with simple to fit side cladding - no tools necessary.

EXPO 4 back cladding options



EXPO 4 Mesh Back Cladding

	H x W (mm)	Code	Price
W700mm	2000 x 700	EX12/2007/GV	£56.70
	2200 x 700	EX12/2207/GV	£62.20
	2500 x 700	EX12/2507/GV	£67.70
	3000 x 700	EX12/3007/GV	£85.05
W1000mm	2000 x 1000	EX12/2010/GV	£82.40
	2200 x 1000	EX12/2210/GV	£90.60
	2500 x 1000	EX12/2510/GV	£98.80
	3000 x 1000	EX12/3010/GV	£123.60
W1500mm	2000 x 1150	EX12/2011/GV	£94.20
	2200 x 1150	EX12/2211/GV	£103.45
	2500 x 1150	EX12/2511/GV	£112.70
	3000 x 1150	EX12/3011/GV	£141.30

Price includes multiple panels of 2"x 2" galvanized mesh and ties.

EXPO 4 Solid Sheet Back Cladding

	H x W (mm)	Code	Price
W700mm	2000 x 700	EX13/2007/GY	£103.50
	2200 x 700	EX13/2207/GY	£116.45
	2500 x 700	EX13/2507/GY	£129.40
	3000 x 700	EX13/3007/GY	£168.20
	2000 x 1000	EX13/2010/GY	£146.70
W1000mm	2200 x 1000	EX13/2210/GY	£163.95
	2500 x 1000	EX13/2510/GY	£181.20
	3000 x 1000	EX13/3010/GY	£237.30
	2000 x 1150	EX13/2011/GY	£167.80
W1500mm	2200 x 1150	EX13/2211/GY	£191.75
	2500 x 1150	EX13/2511/GY	£215.70
	3000 x 1150	EX13/3011/GY	£275.65

Price includes multiple solid steel sheets (light grey RAL7038) and screws.

EXPO 4 Hook In Back Cladding

	H x W (mm)	Code	Price
W700mm	2000 x 700	EX14/2007/GY	£166.50
	2200 x 700	EX14/2207/GY	£193.00
	2500 x 700	EX14/2507/GY	£209.50
	3000 x 700	EX14/3007/GY	£252.50
	2000 x 1000	EX14/2010/GY	£195.80
W1000mm	2200 x 1000	EX14/2210/GY	£231.55
	2500 x 1000	EX14/2510/GY	£245.95
	3000 x 1000	EX14/3010/GY	£296.10
	2000 x 1150	EX14/2011/GY	£214.85
W1500mm	2200 x 1150	EX14/2211/GY	£255.50
	2500 x 1150	EX14/2511/GY	£269.75
	3000 x 1150	EX14/3011/GY	£324.65

Price includes multiple hook in steel panels (light grey RAL7038).

We have multiple solutions to different storage problems, if you are unsure what's best for you, please contact us.



EXPO 4D

Expo 4D integrates the Delta Plus shelf within the standard Expo uprights (Blue RAL5010). These shelves are finished in a pure white (RAL9010).

The shelves come slotted, this allows the use of a range of dividers to create compartments along the shelf, which are available in two widths and four depths.

Bays are supplied with six slotted shelves and are all easily adjustable on clips at a 25mm pitch. All you need to do is select the accessories you need to create any bay configurations that meets your requirements.



EXPO 4 Open Bays (White)			+Add Extension Bay		+Extra Shelf		+Add Extra Height					
H x W x D (mm)	Starter Bay Code	Starter Bay Price	Extension Bay Code	Extension Bay Price	Shelf Code	Shelf Price	Shelf Load	Starter Bay Code	Price (Add to starter bay)	Extension Bay Code	Price (Add to extension)	
300mm	2000 x 700 x 300	E4ST/200703/6/BW	£193.15	E4ET/200703/6/BW	£146.83	E4/0703ST	£16.75	120	E4ST/22-03/6/BW	£5.80	E4ET/22-03/6/BW	£2.90
	2000 x 1000 x 300	E4ST/201003/6/BW	£230.35	E4ET/201003/6/BW	£184.03	E4/1003ST	£22.95	120	E4ST/25-03/6/BW	£17.40	E4ET/25-03/6/BW	£8.70
									E4ST/30-03/6/BW	£49.80	E4ET/30-03/6/BW	£24.90
400mm	2000 x 700 x 400	E4ST/200704/6/BW	£218.55	E4ET/200704/6/BW	£170.93	E4/0704ST	£20.55	120	E4ST/22-04/6/BW	£5.80	E4ET/22-04/6/BW	£2.90
	2000 x 1000 x 400	E4ST/201004/6/BW	£264.45	E4ET/201004/6/BW	£216.83	E4/1004ST	£28.20	120	E4ST/25-04/6/BW	£18.70	E4ET/25-04/6/BW	£9.35
									E4ST/30-04/6/BW	£52.40	E4ET/30-04/6/BW	£26.20
500mm	2000 x 700 x 500	E4ST/200705/6/BW	£243.15	E4ET/200705/6/BW	£194.33	E4/0705ST	£24.25	120	E4ST/22-05/6/BW	£5.80	E4ET/22-05/6/BW	£2.90
	2000 x 1000 x 500	E4ST/201005/6/BW	£298.35	E4ET/201005/6/BW	£249.53	E4/1005ST	£33.45	120	E4ST/25-05/6/BW	£19.90	E4ET/25-05/6/BW	£9.95
									E4ST/30-05/6/BW	£54.80	E4ET/30-05/6/BW	£27.40
600mm	2000 x 700 x 600	E4ST/200706/6/BW	£268.05	E4ET/200706/6/BW	£218.03	E4/0706ST	£28.00	120	E4ST/22-06/6/BW	£5.80	E4ET/22-06/6/BW	£2.90
	2000 x 1000 x 600	E4ST/201006/6/BW	£331.95	E4ET/201006/6/BW	£281.93	E4/1006ST	£38.65	120	E4ST/25-06/6/BW	£21.10	E4ET/25-06/6/BW	£10.55
									E4ST/30-06/6/BW	£57.20	E4ET/30-06/6/BW	£28.60

Solid Back Cladding (Flat Sheet)		
H x W (mm)	Code	Price
2000 x 700	EX13/2007/WH	£165.60
2200 x 700	EX13/2207/WH	£186.30
2500 x 700	EX13/2507/WH	£207.00
3000 x 700	EX13/3007/WH	£269.10
2000 x 1000	EX13/2010/WH	£234.60
2200 x 1000	EX13/2210/WH	£262.20
2500 x 1000	EX13/2510/WH	£289.80
3000 x 1000	EX13/3010/WH	£379.50



i Bay price includes uprights, plastic feet, shelf clips, slotted shelves, side cladding and all necessary bracing and fixings.

i Other sizes are available, please contact the sales office to discuss your requirements or visit our support website.

Shelves and accessories fully interchangeable with Delta Plus Steel Shelving



Solid Side Cladding


H x D (mm)	Code	Price
2000 x 300	EX10/2003/WH	£25.75
2000 x 400	EX10/2004/WH	£34.25
2000 x 500	EX10/2005/WH	£42.45
2000 x 600	EX10/2006/WH	£51.00
2200 x 300	EX10/2203/WH	£28.20
2200 x 400	EX10/2204/WH	£37.60
2200 x 500	EX10/2205/WH	£46.60
2200 x 600	EX10/2206/WH	£55.95
2500 x 300	EX10/2503/WH	£32.80
2500 x 400	EX10/2504/WH	£43.75
2500 x 500	EX10/2505/WH	£54.00
2500 x 600	EX10/2506/WH	£64.95
3000 x 300	EX10/3003/WH	£39.00
3000 x 400	EX10/3004/WH	£51.95
3000 x 500	EX10/3005/WH	£64.25
3000 x 600	EX10/3006/WH	£77.25

4. Bin Front / Back Stop



W x H (mm)	Product Code	Price
686 X 85	EX31/070/085/WH	£4.10
986 X 85	EX31/100/085/WH	£5.85

3. Freestanding Dividers



D x H (mm)	Product Code	Price
300 x 175	EX20/030/175/WH	£4.45
400 x 175	EX20/040/175/WH	£5.70
500 x 175	EX20/050/175/WH	£6.85
600 x 175	EX20/060/175/WH	£8.05

1. Slot In Dividers



D x H (mm)	Product Code	Price
300 X 95	EX32/030/095/WH	£1.70
300 x 195	EX32/030/195/WH	£3.10
400 x 95	EX32/040/095/WH	£2.30
400 x 195	EX32/040/195/WH	£4.20
500 x 95	EX32/050/095/WH	£2.90
500 x 195	EX32/050/195/WH	£5.30
600 x 95	EX32/060/095/WH	£3.50
600 x 195	EX32/060/195/WH	£6.40

2. Fixed height dividers



Size D x H (mm)	Product Code	Price
300 x 300	EX33/030/300/WH	£4.10
300 x 400	EX33/030/400/WH	£5.50
400 x 300	EX33/040/300/WH	£5.70
400 x 400	EX33/040/400/WH	£7.60
500 x 300	EX33/050/300/WH	£7.15
500 x 400	EX33/050/400/WH	£9.60
600 x 300	EX33/060/300/WH	£8.60
600 x 400	EX33/060/400/WH	£11.50

i Accessory pricing applied in addition to bay pricing. Slot-In and Fixed Height Dividers require slotted shelves (supplied as standard with white bays)

i **White Expo shelves are now fully compatible with Delta Plus - check out the full range on Page 61**





EXPO 3

Galvanised Boltless shelving.

EXPO 3 uses the same upright as our EXPO 4 shelving system, but has the unique shelf design which can have capacities up to 300kgs UDL. The design is based on a pair of shelf carriers and the combination of 100mm or 200mm panels to make up the required depth.

- **Hard wearing galvanised finish**
Tough and bright finish that will last the rigours of any environment
- **Simple to build**
Build bays quickly to get your storage problems sorted fast
- **Will suit any application**
Versatile and expandable and suits a wide range of industries
- **Interchangeable with EXPO 4 system**
Mix and match accessories and components with our EXPO 4 systems
- **Wide choice of sizes**
Flexibility to suit all your storage needs within one product



scan for
videos assembly



storagecatalogue.co.uk
/EXPO

EXPO 3 galvanised boltless shelving

Fully interchangeable with EXPO 4 system



EXPO 3 single shelf carrier (used for top shelf)



EXPO 3 double shelf carriers

from
£106.⁵³

300
KG
Bay Load

2500
KG
Bay Load



Heights

Standard Bay Height (mm)
2000

Other Available Heights (mm)
2200, 2500, 3000



Widths

Widths (mm)
700, 1000, 1150, 1300



Depths

Depths (mm)
**200, 300, 400,
500, 600, 800**



Application

Environment
**Warehouse, Stockroom,
Workshop**

Usage
**Multipurpose
Hard Wearing Storage,
Multi Tier Application**



Construction

Uprights: **Steel**
Galvanised

Shelf Carriers: **Steel**
Galvanised

Shelves: **Steel**
Galvanised



Loadings

Shelf UDL up to
300kg

Max Bay Load
2500kg

EXPO 3 open bays

Pricing based on **6 levels**

EXPO 3 Open Bays			+Add Extension Bay		+Add Extra Shelf			
	H x W x D (mm)	Starter Bay Code	Bay Price	Extension Bay Code	Bay Price	Shelf Code	Shelf Price	Shelf Load (kg)
D200mm	2000 x 700 x 200	E3S/200702/6SD	£145.55	E3E/200702/6SD	£106.53	E3/0702SHSD	£11.25	100
	2000 x 1000 x 200	E3S/201002/6SD	£163.25	E3E/201002/6SD	£124.23	E3/1002SHSD	£14.20	70
	2000 x 1150 x 200	E3S/201102/6SD	£185.15	E3E/201102/6SD	£146.13	E3/1102SHSD	£17.85	90
	2000 x 1300 x 200	E3S/201302/6SD	£195.65	E3E/201302/6SD	£156.63	E3/1302SHSD	£19.60	70
D300mm	2000 x 700 x 300	E3S/200703/6SD	£177.05	E3E/200703/6SD	£138.03	E3/0703SHSD	£16.50	150
	2000 x 1000 x 300	E3S/201003/6SD	£207.65	E3E/201003/6SD	£168.63	E3/1003SHSD	£21.60	105
	2000 x 1150 x 300	E3S/201103/6SD	£235.85	E3E/201103/6SD	£196.83	E3/1103SHSD	£26.30	135
	2000 x 1300 x 300	E3S/201303/6SD	£252.05	E3E/201303/6SD	£213.03	E3/1303SHSD	£29.00	105
D400mm	2000 x 700 x 400	E3S/200704/6SD	£195.65	E3E/200704/6SD	£156.63	E3/0704SHSD	£19.60	200
	2000 x 1000 x 400	E3S/201004/6SD	£231.05	E3E/201004/6SD	£192.03	E3/1004SHSD	£25.50	140
	2000 x 1150 x 400	E3S/201104/6SD	£274.85	E3E/201104/6SD	£235.83	E3/1104SHSD	£32.80	180
	2000 x 1300 x 400	E3S/201304/6SD	£295.85	E3E/201304/6SD	£256.83	E3/1304SHSD	£36.30	140
D500mm	2000 x 700 x 500	E3S/200705/6SD	£233.15	E3E/200705/6SD	£194.13	E3/0705SHSD	£25.85	250
	2000 x 1000 x 500	E3S/201005/6SD	£281.45	E3E/201005/6SD	£242.43	E3/1005SHSD	£33.90	175
	2000 x 1150 x 500	E3S/201105/6SD	£331.55	E3E/201105/6SD	£292.53	E3/1105SHSD	£42.25	225
	2000 x 1300 x 500	E3S/201305/6SD	£358.25	E3E/201305/6SD	£319.23	E3/1305SHSD	£46.70	175
D600mm	2000 x 700 x 600	E3S/200706/6SD	£248.15	E3E/200706/6SD	£209.13	E3/0706SHSD	£28.35	300
	2000 x 1000 x 600	E3S/201006/6SD	£301.25	E3E/201006/6SD	£262.23	E3/1006SHSD	£37.20	210
	2000 x 1150 x 600	E3S/201106/6SD	£366.95	E3E/201106/6SD	£327.93	E3/1106SHSD	£48.15	270
	2000 x 1300 x 600	E3S/201306/6SD	£398.45	E3E/201306/6SD	£359.43	E3/1306SHSD	£53.40	210
D800mm	2000 x 700 x 800	E3S/200708/6SD	£302.45	E3E/200708/6SD	£263.43	E3/0708SHSD	£37.40	300
	2000 x 1000 x 800	E3S/201008/6SD	£373.25	E3E/201008/6SD	£334.23	E3/1008SHSD	£49.20	280
	2000 x 1150 x 800	E3S/201108/6SD	£460.85	E3E/201108/6SD	£421.83	E3/1108SHSD	£63.80	300
	2000 x 1300 x 800	E3S/201308/6SD	£502.85	E3E/201308/6SD	£463.83	E3/1308SHSD	£70.80	280



EXPO 3 starter and extension bays 2000 x 1000 x 400 - starter bay with cross brace

+Add Extra Height				
Extra Height	Bay Code Add to starter bay	Bay Price	Bay Code Add to extension bay	Bay Price
2200mm	E3S/22---/SD	£5.40	E3E/22---/SD	£2.70
2500mm	E3S/25---/SD	£13.60	E3E/25---/SD	£6.80
3000mm	E3S/30---/SD	£27.20	E3E/30---/SD	£13.60



5
YEAR
Guarantee

5
DAYS
Delivery

Boltless

from
£106.⁵³

All bays come with 6x shelves per bay and all necessary fixings, bracing, 4x uprights and plastic feet. Extension bay comes with 2x uprights only.

We have multiple solutions to different storage problems, if you are unsure what is best for you, please contact us.

EXPO 3 side and back cladding options



EXPO 3 Solid Side Cladding

EXPO 3 Solid Side Cladding			EXPO 3 Solid Side Cladding				
H x D (mm)	Code	Price	H x D (mm)	Code	Price		
H2000mm	2000 X 200	EX10/2002/GY	£27.78	H2500mm	2500 X 200	EX10/2502/GY	£36.95
	2000 x 300	EX10/2003/GY	£33.40		2500 x 300	EX10/2503/GY	£42.60
	2000 x 400	EX10/2004/GY	£43.75		2500 x 400	EX10/2504/GY	£55.70
	2000 x 500	EX10/2005/GY	£54.05		2500 x 500	EX10/2505/GY	£68.75
	2000 x 600	EX10/2006/GY	£64.05		2500 x 600	EX10/2506/GY	£82.00
	2000 X 800	EX10/2008/GY	£83.40		2500 X 800	EX10/2508/GY	£105.75
H2200mm	2200 X 200	EX10/2202/GY	£31.70	H3000mm	3000 X 200	EX10/3002/GY	£43.90
	2200 x 300	EX10/2203/GY	£36.60		3000 x 300	EX10/3003/GY	£50.65
	2200 x 400	EX10/2204/GY	£48.00		3000 x 400	EX10/3004/GY	£66.30
	2200 x 500	EX10/2205/GY	£59.30		3000 x 500	EX10/3005/GY	£81.85
	2200 x 600	EX10/2206/GY	£70.80		3000 x 600	EX10/3006/GY	£97.65
	2200 X 800	EX10/2208/GY	£91.54		3000 x 800	EX10/3008/GY	£126.10

EXPO 3 Hook In Back Cladding

EXPO 3 Hook In Back Cladding			EXPO 3 Hook In Back Cladding				
H x W (mm)	Code	Price	H x W (mm)	Code	Price		
W700mm	2000 x 700	EX14/2007/GV	£130.20	W1000mm	2000 x 1000	EX14/2010/GV	£164.60
	2200 x 700	EX14/2207/GV	£152.85		2200 x 1000	EX14/2210/GV	£185.40
	2500 x 700	EX14/2507/GV	£163.65		2500 x 1000	EX14/2510/GV	£207.60
	3000 x 700	EX14/3007/GV	£197.10		3000 x 1000	EX14/3010/GV	£250.60
W1150mm	2000 x 1150	EX14/2011/GV	£178.75	W1500mm	2000 x 1150	EX14/2211/GV	£195.25
	2200 x 1150	EX14/2211/GV	£195.25		2500 x 1150	EX14/2511/GV	£226.00
	2500 x 1150	EX14/2511/GV	£226.00		3000 x 1150	EX14/3011/GV	£273.25
	3000 x 1150	EX14/3011/GV	£273.25				

EXPO 3 Mesh Back Cladding

EXPO 3 Mesh Back Cladding			EXPO 3 Mesh Back Cladding				
H x W (mm)	Code	Price	H x W (mm)	Code	Price		
W700mm	2000 x 700	EX12/2007/GV	£56.70	W1000mm	2000 x 1000	EX12/2010/GV	£82.40
	2200 x 700	EX12/2207/GV	£62.20		2200 x 1000	EX12/2210/GV	£90.60
	2500 x 700	EX12/2507/GV	£67.70		2500 x 1000	EX12/2510/GV	£98.80
	3000 x 700	EX12/3007/GV	£85.05		3000 x 1000	EX12/3010/GV	£123.60
W1150mm	2000 x 1150	EX12/2011/GV	£94.20	W1500mm	2000 x 1150	EX12/2211/GV	£103.45
	2200 x 1150	EX12/2211/GV	£103.45		2500 x 1150	EX12/2511/GV	£112.70
	2500 x 1150	EX12/2511/GV	£112.70		3000 x 1150	EX12/3011/GV	£141.30
	3000 x 1150	EX12/3011/GV	£141.30				

① Price to clad each frame. Includes multiple panels and a plastic joining rib (Light grey RAL7038).

① Price includes multiple hook in steel panels (Galvanised).

① Price includes multiple panels of 2' x 2' galvanised mesh and ties.

① The pre-galvanised steel offers a hardwearing finish suitable for most environments.





DELTA PLUS STEEL SHELVING

Delta Plus is our versatile steel shelving system and is the evolution of our popular Delta Edge range. Ideal for the office, library, workshop or warehouse, Delta Plus is the ultimate all-rounder.

Developed in-house in the UK, Delta Plus features an aesthetically attractive yet conveniently simple design. The system is brilliantly adaptable with a choice of plain or slotted shelves adjustable every 25mm. The system boasts a vast range of dividers and accessories making Delta Plus perfect for any brief.

Hidden shelf clips and wide open bays maximise the space available to store items. Accessories and dividers allow additional scope to organise items neatly, reducing time and stress.

- **True delta edge profile**
- **Slotted shelves or solid shelves available**
- **120kg (UDL) Shelf loading**
- **Huge range of dividers and accessories**
- **Shelf pitch every 25mm with indicators every 100mm**
- **Hidden shelf clips for maximised storage space**
- **Attractive Pure White (RAL9010) finish**
- **Designed in-house in the United Kingdom**



Delta Profile



Slotted shelf for dividers

The ultimate all-rounder, available at an unbelievable price




Distribution Centre configuration



Office configuration



E-Commerce/Garment Picking



Small Part Picking



from
£112.⁶⁵

120
KG
Shelf Load

600
KG
Bay Load

5
YEAR
Guarantee

5
DAYS
Delivery

10
MINS
Assembly



Heights

Bay heights (mm)
930, 1930, 2230, 2530
Other heights available
on request



Widths

Widths (mm)
**686, 700, 902, 986,
1000, 1236**



Depths

Depths (mm)
**300, 362, 400,
450, 500, 600**



Application

Environment
**Library, Office,
Storeroom, Warehouse**

Usage
**Light Storage, Filing,
General Purpose Shelving,
Compartment Shelving**



Construction

Side Panels: **Steel**
Pure White RAL9010

Shelf Clips: **Steel**

Shelves: **Steel**
Pure White RAL9010



Loadings

Shelf UDL up to
120kg

Max Bay Load
600kg

Pricing based on 6 slotted shelves



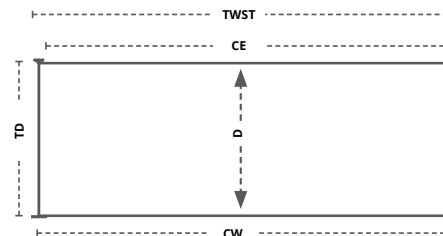
Shelf location indicator



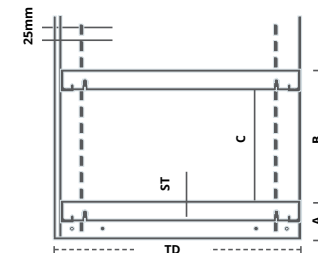
No protruding clips



Delta Profile



H	Nominal Height	=	930, 1930, 2230, 2530mm
W	Nominal Width	=	686, 902, 986, 1236mm
D	Nominal Depth	=	300, 362, 400, 450, 500, 600mm
CE	Clear Entry	=	(CE = W-20mm)
TWST	Total Width Starter Bay	=	(TWST = W+36mm)
TWEX	Total Width Extension Bay	=	(TWST = W+1mm)
CW	Centre Width	=	(CW = W+1mm)
TD	Total Depth	=	(TD = D+12mm)



- A Minimum first shelf level height = 56mm*
- B Shelf Pitch - Distance between levels = Every 25mm
- C Clear entry - space between levels
- ST Shelf Thickness = 30mm

*If using metal feet and/or a plinth, the minimum first shelf level height remains 56mm

Delta Plus Open Bays			+Add Extension Bay		+Extra Shelf		+Add Extra Height						
	H x W x D (mm)	Starter Bay Code	Starter Bay Price	Extension Bay Code	Extension Bay Price	Shelf Code	Shelf Price	Shelf Load	Height (mm)	Starter Bay Code	Price (Add to starter bay)	Extension Bay Code	Price (Add to extension bay)
300mm	1930 x 686 x 300	DTS/19/07/30/6	£149.10	DTE/19/07/30/6	£112.65	DTS/0730SH	£12.70	120	2230	DTS/22/-/30/6	£9.60	DTE/22/-/30/6	£4.80
	1930 x 902 x 300	DTS/19/09/30/6	£164.10	DTE/19/09/30/6	£127.65	DTS/0930SH	£15.20	120	2530	DTS/25/-/30/6	£19.20	DTE/25/-/30/6	£9.60
	1930 x 986 x 300	DTS/19/10/30/6	£178.20	DTE/19/10/30/6	£141.75	DTS/1030SH	£17.55	120					
362mm	1930 x 686 x 362	DTS/19/07/36/6	£169.60	DTE/19/07/36/6	£128.30	DTS/0736SH	£14.50	120	2230	DTS/22/-/36/6	£11.10	DTE/22/-/36/6	£5.55
	1930 x 902 x 362	DTS/19/09/36/6	£187.30	DTE/19/09/36/6	£146.00	DTS/0936SH	£17.45	120	2530	DTS/25/-/36/6	£22.30	DTE/25/-/36/6	£11.15
	1930 x 986 x 362	DTS/19/10/36/6	£203.20	DTE/19/10/36/6	£161.90	DTS/1036SH	£20.10	120					
400mm	1930 x 686 x 400	DTS/19/07/40/6	£182.40	DTE/19/07/40/6	£138.15	DTS/0740SH	£15.65	120	2230	DTS/22/-/40/6	£12.10	DTE/22/-/40/6	£6.05
	1930 x 902 x 400	DTS/19/09/40/6	£201.30	DTE/19/09/40/6	£157.05	DTS/0940SH	£18.80	120	2530	DTS/25/-/40/6	£24.20	DTE/25/-/40/6	£12.10
	1930 x 986 x 400	DTS/19/10/40/6	£218.70	DTE/19/10/40/6	£174.45	DTS/1040SH	£21.70	120					
450mm	1930 x 686 x 450	DTS/19/07/45/6	£199.00	DTE/19/07/45/6	£150.80	DTS/0745SH	£17.10	120	2230	DTS/22/-/45/6	£13.30	DTE/22/-/45/6	£6.65
	1930 x 902 x 450	DTS/19/09/45/6	£219.70	DTE/19/09/45/6	£171.50	DTS/0945SH	£20.55	120	2530	DTS/25/-/45/6	£26.50	DTE/25/-/45/6	£13.25
	1930 x 986 x 450	DTS/19/10/45/6	£238.90	DTE/19/10/45/6	£190.70	DTS/1045SH	£23.75	120					
500mm	1930 x 686 x 500	DTS/19/07/50/6	£215.80	DTE/19/07/50/6	£163.70	DTS/0750SH	£18.60	120	2230	DTS/22/-/50/6	£14.50	DTE/22/-/50/6	£7.25
	1930 x 902 x 500	DTS/19/09/50/6	£238.30	DTE/19/09/50/6	£186.20	DTS/0950SH	£22.35	120	2530	DTS/25/-/50/6	£29.00	DTE/25/-/50/6	£14.50
	1930 x 986 x 500	DTS/19/10/50/6	£259.00	DTE/19/10/50/6	£206.90	DTS/1050SH	£25.80	120					
600mm	1930 x 686 x 600	DTS/19/07/60/6	£249.20	DTE/19/07/60/6	£189.25	DTS/0760SH	£21.55	120	2230	DTS/22/-/60/6	£16.90	DTE/22/-/60/6	£8.45
	1930 x 902 x 600	DTS/19/09/60/6	£275.30	DTE/19/09/60/6	£215.35	DTS/0960SH	£25.90	120	2530	DTS/25/-/60/6	£33.80	DTE/25/-/60/6	£16.90
	1930 x 986 x 600	DTS/19/10/60/6	£299.30	DTE/19/10/60/6	£239.35	DTS/1060SH	£29.90	120					

ⓘ All bays include 6 shelves and all necessary fixings and bracing. Starter bay = 2 x side panel. Extension bay = 1 x side panel, Bays finished in RAL9010 pure white, Maximum Bay Load 600kg



Build a run of Delta Plus bays simply and easily using the shelf clip installation process


Discover the incredible range of Accessories available with the Delta Plus

1. Slot In Dividers



D x H (mm)	Product Code	Price
300 X 95	DT08/30/09	£1.35
450 X 400	DT08/30/19	£2.45
362 X 95	DT08/36/09	£1.65
362 X 195	DT08/36/19	£2.95
400 X 95	DT08/40/09	£1.80
400 X 195	DT08/40/19	£3.30
450 X 95	DT08/45/09	£2.05
450 X 195	DT08/45/19	£3.75
500 X 95	DT08/50/09	£2.30
500 X 195	DT08/50/19	£4.15
600 X 95	DT08/60/09	£2.75
600 X 195	DT08/60/19	£5.05

2. Fixed Height Dividers



D x H (mm)	Product Code	Price
300 X 300	DT07/30/30	£3.25
300 X 400	DT07/30/40	£4.30
362 X 300	DT07/36/30	£3.95
362 X 400	DT07/36/40	£5.30
400 X 300	DT07/40/30	£4.45
400 X 400	DT07/40/40	£6.00
450 X 300	DT07/45/30	£5.05
450 X 400	DT07/45/40	£6.75
500 X 300	DT07/50/30	£5.65
500 X 400	DT07/50/40	£7.55
600 X 300	DT07/60/30	£6.80
600 X 400	DT07/60/40	£9.05



3. Freestanding Dividers



D x H (mm)	Product Code	Price
300 x 175	DT06/30/175	£3.50
362 x 175	DT06/36/175	£4.10
400 x 175	DT06/40/175	£4.45
450 x 175	DT06/45/175	£4.95
500 x 175	DT06/50/175	£5.40
600 x 175	DT06/60/175	£6.35

4. Bin Front



W x H (mm)	Product Code	Price
686 X 85	DT09/07/85	£3.20
902 X 85	DT09/09/85	£4.20
986 X 85	DT09/10/85	£4.60

5. Base Plinth



W x H (mm)	Product Code	Price
686 x 25	DT10/07/25	£1.55
902 x 25	DT10/09/25	£1.85
986 x 25	DT10/10/25	£2.15

Back Cladding sets

H x W (mm)	Product Code	Price
1930 X 686	DT05/1907/WH	£50.70
1930 x 902	DT05/1909/WH	£66.20
1930 X 986	DT05/1910/WH	£72.30
2230 X 686	DT05/2207/WH	£58.15
2230 x 902	DT05/2209/WH	£76.05
2230 X 986	DT05/2210/WH	£83.05
2530 X 686	DT05/2507/WH	£65.60
2530 x 902	DT05/2509/WH	£85.90
2530 X 986	DT05/2510/WH	£93.80

① Lateral filing option requires 362mm deep plain shelves. Slotted shelves can be substituted for plain shelves on request





MIDISPAN RACKING

Midspan is our longspan shelving system with steel decking panels supplied in a contemporary pre-galvanised finish.

This makes it ideal for the most demanding applications and environments. The profiles are designed in such a way to ensure there are no sharp edges when assembling or in use.

The system has a wide range of profiles and sizes which provides complete flexibility when designing your warehouse. Along with a range of accessories that make it simple to store many different products as well as bespoke solutions for the automotive industry.

We offer guaranteed delivery within 5 days, including components to build a high bay or multi-tier installation from our large stocks.

- **Heavy duty and secure**
- **Easy to build and reconfigure**
- **Beams adjust every 25mm**
- **Guaranteed delivery in 5 days**
- **Available in blue or galvanised uprights**
- **Galvanised beams and decking panels**



scan for
videos assembly



storagecatalogue.co.uk
/midspan

Industrial Galvanised Racking



Detail of **C50 beam** on M50 upright



Detail of **C70 beam** on M50 upright

5
YEAR
Guarantee

5
DAYS
Delivery

Multi-Tier

from
£39.⁸⁵
per level

2500
KG
Shelf Load

8800
KG
Bay Load



2500
KG
Shelf Load

Warehouse

Storeroom

Workshop



Heights

Standard Bay Heights (mm)
M50 Profile
1950, 2550, 3000

M70 Profile
2550, 4500, 5550, 6000



Widths

Widths (mm)
C50 Beams
1000, 1200, 1600

C70 Beams
1000, 1200, 1600, 1800, 2000, 2400

C100 Box Beams
1600, 1800, 2000, 2400



Depths

Depths (mm)
400, 600, 800, 1000, 1200



Application

Environment
Warehouse, Storeroom, Workshop

Usage
Heavy Duty Storage



Construction

Uprights: **Steel Galvanised**

C50 & C70 Beams: **Steel Galvanised**

C100 Beams: **Steel Grey RAL7037**

Shelves: **Steel Galvanised Panels**



Loadings

Shelf UDL up to **2500kg**

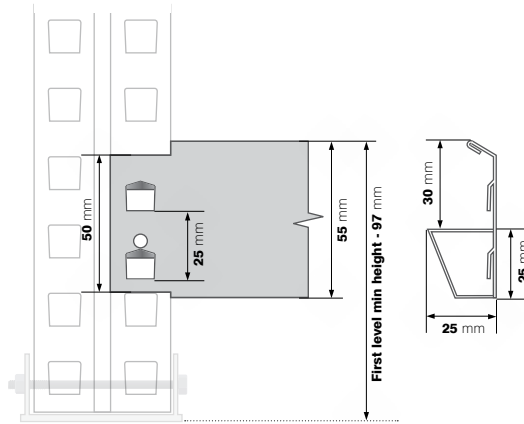
M50 Max Bay Load **4400kg**

M70 Max Bay Load **8800kg**

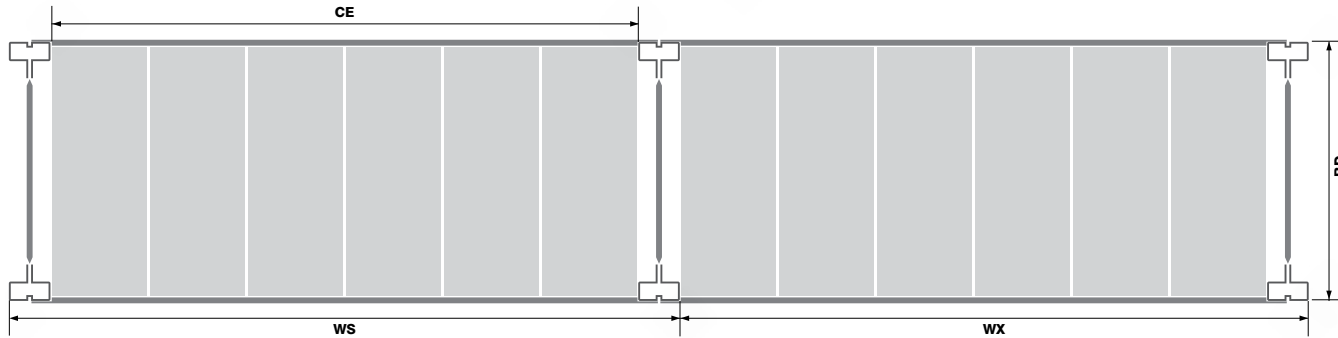
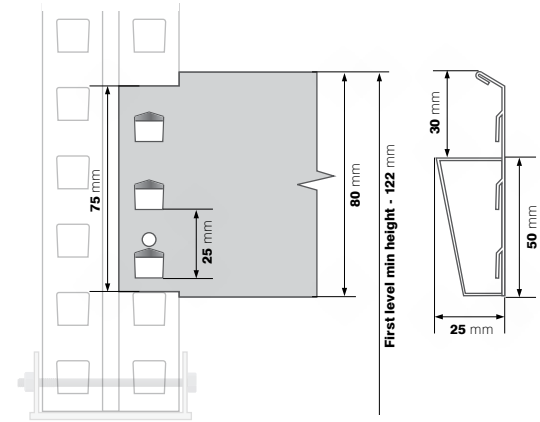
Contact sales office for complete loading info.

Design and plan your Midispan Racking layout

C50 Loadings	
Length (mm)	UDL (kgs)
800	400
1000	400
1200	340
1400	290
1600	250
1800	220
Load per pair	



C70 Loadings	
Length (mm)	UDL (kgs)
800	1000
1000	1000
1200	930
1400	840
1600	750
1800	660
2000	600
2200	540
2400	480
Load per pair	



Depths (mm)	
Nominal Depth (List Measurement)	BD (Bay Depth)
400	402
500	502
600	602
700	702
800	802
1000	1002
1200	1202
Load per pair	

Nominal Width (List Measurement)	Width using M50 Upright		Width using M70 Upright		CE (Clear Entry)
	WS (Starter Bay)	WX (Extension Bay)	WS (Starter Bay)	WX (Extension Bay)	
800	900	850	940	870	800
1000	1100	1050	1140	1070	1000
1200	1300	1250	1340	1270	1200
1400	1500	1450	1540	1470	1400
1600	1700	1650	1740	1670	1600
1800	1900	1850	1940	1870	1800
2000	2100	2050	2140	2070	2000
2200	2300	2250	2340	2270	2200
2400	2500	2450	2540	2470	2400
2700	2800	2750	2840	2770	2700



Midispan M50 Upright




Midispan M70 Upright

i Choose beams, frames and shelves to build a fully bespoke system for your needs

Midispan Racking bays




M50 Shim (70x60x1.2mm)



MS7/M50SHIM **£0.70**

M70 Shim (100x100x1.2mm)



MS7/M70SHIM **£1.20**

Mallet



Mallet **£5.00**

M50 Floor fixing



FFM8/70 M8x65mm **£1.40**

M70 Floor fixing



FFM12X100 M12x100mm **£2.00**



5
YEAR
Guarantee

5
DAYS
Delivery

Multi-Tier

750
KG
Shelf Load

Warehouse

Storeroom

Workshop

MIDISPAN RACKING

i Need help designing your layout or costing a project, just give us a call.

Midispan Racking's automotive solutions



Standard Midispan Tyre Racks use 400mm deep frames



Exhaust hangers & other automotive accessories available to order.

C70 Tyre Racking Levels (For frame prices see p.69)

W x D (mm)	Code	Shelf Load (kg)	Price (per pair)
1000mm	MSB/10C70	1000	£38.50
1200mm	MSB/12C70	930	£45.90
1600mm	MSB/16C70	750	£60.40
1800mm	MSB/18C70	660	£67.70
2000mm	MSB/20C70	600	£75.00
2400mm	MSB/24C70	480	£89.50

i Price includes pair of beams and safety pins. No decking included!

C100 Profile Box Beam Levels (For frame prices see p.69 (RAL7037))

W (mm)	Code	Shelf Load (kg)	Price (per pair)
1600mm	MSB/16C100B	2500kgs	£123.90
1800mm	MSB/18C100B	2500kgs	£138.10
2000mm	MSB/20C100B	2330kgs	£152.50
2400mm	MSB/24C100B	2330kgs	£181.20

i Price includes pair of beams and safety pins. Accessories not included.

i If you don't see a solution that meets your requirements, then please get in touch.

Now available in frames up to 6000mm high

Frames - M50 Profile - Galvanised (Frame capacity up to 4300kg ¹)										
	Depth - 400mm		Depth - 600mm		Depth - 800mm		Depth - 1000mm		Depth - 1200mm	
H (mm)	Code	Price	Code	Price	Code	Price	Code	Price	Code	Price
1950mm	MSF/19/04	£55.80	MSF/19/06	£57.10	MSF/19/08	£60.30	MSF/19/10	£63.25	MSF/19/12	£68.25
2550mm	MSF/25/04	£73.10	MSF/25/06	£75.30	MSF/25/08	£75.90	MSF/25/10	£79.50	MSF/25/12	£85.60
3000mm	MSF/30/04	£84.95	MSF/30/06	£88.00	MSF/30/08	£89.30	MSF/30/10	£93.40	MSF/30/12	£100.35

Frames - M70 Profile - Galvanised (Frame capacity up to 8800kg ¹)										
H (mm)	Code	Price	Code	Price	Code	Price	Code	Price	Code	Price
2550mm	-	-	MSF70/25/06	£137.55	MSF70/25/08	£138.70	MSF70/25/10	£143.60	MSF70/25/12	£148.50
4500mm	-	-	MSF70/45/06	£228.00	MSF70/45/08	£231.85	MSF70/45/10	£238.70	MSF70/45/12	£245.85
5550mm	-	-	MSF70/55/06	£278.30	MSF70/55/08	£282.70	MSF70/55/10	£291.10	MSF70/55/12	£299.85
6000mm	-	-	MSF70/60/06	£299.30	MSF70/60/08	£301.95	MSF70/60/10	£310.10	MSF70/60/12	£318.75


¹ Price includes uprights, metal feet and all necessary bracing and fixings (M50 = M8x50 or M8x70, M70 = M12x100).
¹ Frame capacity based on shelf levels spaced at 400mm intervals.

M70 Shim (100x100x1.2mm)



MS7/M70SHIM **£0.70**

Floor Fixing



FFM8/70 M8x65mm **£1.40**



5 YEAR Guarantee, 5 DAYS Delivery, Multi-Tier



Midspan 1950 x 1800 x 600 on M50 profile frame and C70 beams with galvanised decking + detail on metal feet

C50 Profile Galvanised Beam Levels - Including All Galvanised Decking															
	Depth - 400mm			Depth - 600mm			Depth - 800mm			Depth - 1000mm			Depth - 1200mm		
W (mm)	Code	Shelf Load (kg)	Price	Code	Shelf Load (kg)	Price	Code	Shelf Load (kg)	Price	Code	Shelf Load (kg)	Price	Code	Shelf Load (kg)	Price
1000mm	MSB/1004C50	400	£39.85	MSB/1006C50	400	£48.50	MSB/1008C50	400	£63.95	MSB/1010C50	350	£73.95	MSB/1012C50	325	£84.10
1200mm	MSB/1204C50	340	£47.45	MSB/1206C50	340	£57.75	MSB/1208C50	340	£76.20	MSB/1210C50	340	£88.15	MSB/1212C50	340	£100.30
1600mm	MSB/1604C50	250	£62.55	MSB/1606C50	250	£76.15	MSB/1608C50	250	£100.60	MSB/1610C50	250	£116.45	MSB/1612C50	250	£132.60

C70 Profile Galvanised Beam Levels - Including All Galvanised Decking															
W (mm)	Code	Shelf Load (kg)	Price	Code	Shelf Load (kg)	Price	Code	Shelf Load (kg)	Price	Code	Shelf Load (kg)	Price	Code	Shelf Load (kg)	Price
1000mm	MSB/1004C70	500	£57.45	MSB/1006C70	500	£66.10	MSB/1008C70	400	£81.55	MSB/1010C70	350	£91.55	MSB/1012C70	325	£101.70
1200mm	MSB/1204C70	600	£68.45	MSB/1206C70	600	£78.75	MSB/1208C70	480	£97.20	MSB/1210C70	420	£109.15	MSB/1212C70	390	£121.30
1600mm	MSB/1604C70	750	£90.15	MSB/1606C70	750	£103.75	MSB/1608C70	640	£128.20	MSB/1610C70	560	£144.05	MSB/1612C70	520	£160.20
1800mm	MSB/1804C70	660	£101.05	MSB/1806C70	660	£116.30	MSB/1808C70	660	£143.75	MSB/1810C70	630	£161.55	MSB/1812C70	585	£179.70
2000mm	MSB/2004C70	600	£111.95	MSB/2006C70	600	£128.85	MSB/2008C70	600	£159.30	MSB/2010C70	600	£179.05	MSB/2012C70	600	£199.20
2400mm	MSB/2404C70	480	£133.65	MSB/2406C70	480	£153.85	MSB/2408C70	480	£190.30	MSB/2410C70	480	£213.95	MSB/2412C70	480	£238.10

¹ Price includes pair of beams, galvanised decking, safety pins and beam ties.

Need help designing your layout or costing a project, just give us a call.



MIDISPAN RACKING



scan for
videos assembly



storagecatalogue.co.uk
/longspan



TS LONGSPAN RACKING

If you need a strong, robust and versatile solution, at a competitive price – then look no further.


The unique fit between the upright and claw gives our longspan racking incredible strength and rigidity. Along with our heavy duty "Z profile" beam which ensures it will meet the most rigorous demands.

All levels come with heavy duty deck supports as standard, this ensures the chipboard shelves carry the same load as the beams. The unique deck support slots into the beam which also eliminates the beams spreading or rotating.

- **Heavy duty Racking system**
Store all your heavy and bulk items with ease
- **Adaptable storage solutions**
Simple to add to, as your storage needs grow
- **Strong "Z" profile beam design**
Unique beam design that offers capacities up to 1200kgs
- **Heavy duty shelf levels**
Shelf levels includes deck supports to match beam capacities
- **Guaranteed delivery in 5 days**
Get your stores organised quickly with no hassle



Extremely strong, heavy duty system that's easy to build



2754mm Beam

from
£49.⁹⁰
per level



Heights

Standard Bay Height (mm)
**1984, 2492, 3000,
3508, 4016**



Widths

Widths (mm)
**1229, 1534, 1839,
2144, 2449, 2754**



Depths

Depths (mm)
**471, 624, 776,
928, 1233**



Application

Environment
Warehouse, Storeroom

Usage
Heavy Duty Racking



Construction

Frames: **Steel**
Blue RAL5010

Beams: **Steel**
Orange RAL2002

Shelves:
**Chipboard Decking
Steel Mesh Decking
Solid Steel Decking**



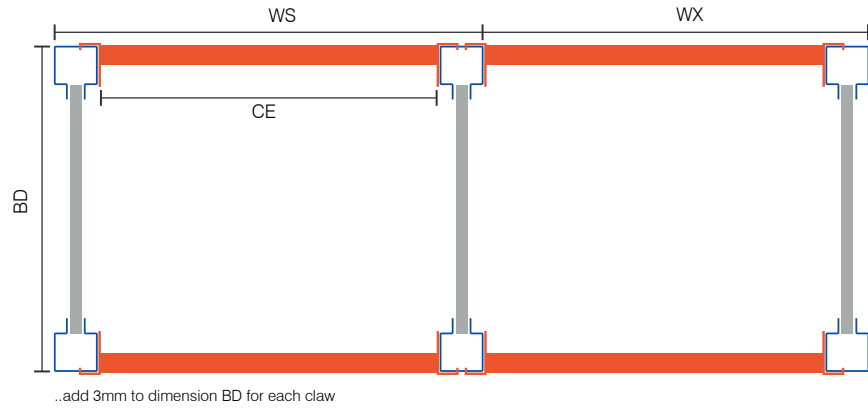
Loadings

Shelf UDL up to
950kg

Max Bay Load
3900kg

Design and plan your TS Longspan Racking layout

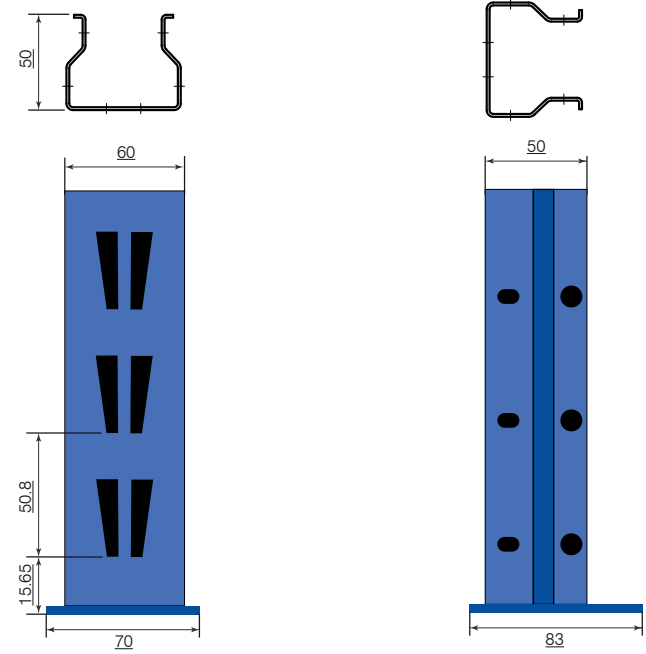
Calculating Exact Dimensions of the Bay & Run of Bays



Nominal Depth	BD Bay Depth	Nominal Width (W)	CE Clear Entry	WS Starter Bay	WX Extension Bay
471mm	471mm	1229mm	1229mm	1349mm	1289mm
624mm	624mm	1534mm	1534mm	1654mm	1594mm
776mm	776mm	1839mm	1839mm	1959mm	1899mm
928mm	928mm	2144mm	2144mm	2264mm	2204mm
1233mm	1233mm	2449mm	2449mm	2569mm	2509mm
		2754mm	2754mm	2874mm	2814mm

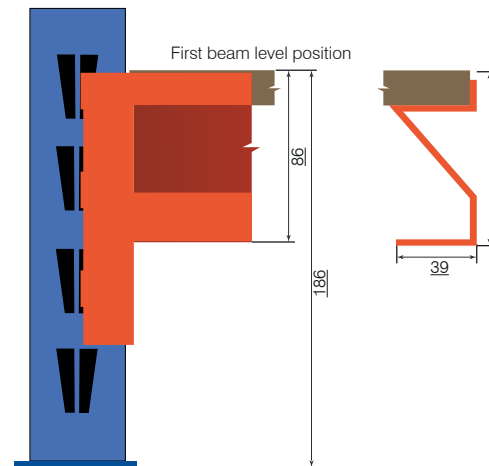
Add 10mm to over BD for footplate
Add 10mm to overall run length for footplate

Longspan Upright

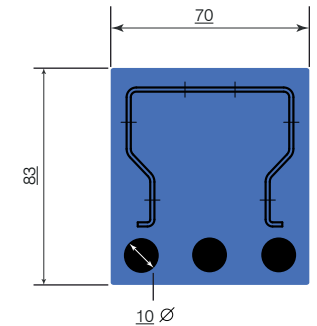


Longspan Bay Loading (kgs)

Maximum bay load (kg)	Distance between levels (mm)												
	600	700	800	900	1000	1100	1200						
4100													
3900	3900												
3700		3700											
3500			3500										
3300				3300									
3100					3100								
2900						2900							
2700							2700						



Longspan Footplate



TS Longspan Heavy Duty Racking

If you need a strong, robust and versatile solution, at a competitive price – then look no further.

The unique fit between the upright and claw gives our longspan racking incredible strength and rigidity. Along with our heavy duty "Z profile" beam which ensures it will meet the most rigorous demands.

All levels come with heavy duty deck supports as standard (except 471mm deep.) This ensures the chipboard, solid steel and wire mesh shelves carry the same load as the beams. The unique deck support slots into the beam which also eliminates the beams spreading or rotating.

- **NEW "Twin Slot" pattern on the upright**
New larger upright profile 60x50mm with twin slots
- **Heavy duty Racking system**
Store all your heavy and bulk items with ease
- **Adaptable storage solutions**
Simple to add to, as your storage needs grow
- **Strong "Z" profile beam design**
Unique beam design that offers capacities up to 950kgs
- **Heavy duty shelf levels**
Shelf levels includes deck supports to match beam capacities
- **Guaranteed delivery in 5 days**
Get your stores organised quickly with no hassle

5
YEAR
Guarantee

5
DAYS
Delivery

from
£49.⁹⁰

950
KG
Shelf Load


3900
KG
Bay Load

Shim



TS07/SHIM 87x70x1.2mm **£0.80**

Floor Fixing



FFM8/70 M8x65mm **£1.40**

Plastic Top Cap



TS07/TC 60x50mm **£0.90**



Chipboard Decking

Solid Steel Decking

Wire Mesh Decking



Deck supports are supplied on Depth's of 610mm and greater.

950
KG
Shelf Load

Warehouse

Storeroom

TS LONGSPAN RACKING

Don't require deck supports? Call us for a revised price.

TS Longspan Racking Frames & Levels

i Frame price includes 2x uprights with all necessary bracing and fixings – requires self assembly. **Beam level** is one complete level that includes 2x beams, (Chipboard, Solid Steel or Wire Mesh Decking) all necessary deck supports and safety pins. (Floor Fixings 'M8x65' / 'M8x70' available on request) Remember, if your shelving's height to depth ratio is greater than 4:1, the bay should be fixed to the floor or to the wall!

Frames			Levels		Beam Levels - Chipboard Decking				Levels			Beam Levels - Steel Decking				Levels		Beam Levels - Mesh Decking			
H x D(mm)	Code	Price	W x D(mm)	Code	Load (kg)	Deck Supports	Price	Code	Load (kg)	Deck Supports	Price	Code	Load (kg)	Deck Supports	Price	Code	Load (kg)	Deck Supports	Price		
1984 x 471mm	TSF/20/04/BE	£62.20	1229 x 471mm	TSB/12/04/OR	950	0	£49.90	TSBSD/12/04/OR	480	0	£73.30	TSBWD/12/04/OR	350	0	£61.40						
2492 x 471mm	TSF/25/04/BE	£77.60	1534 x 471mm	TSB/15/04/OR	850	0	£62.30	TSBSD/15/04/OR	600	0	£90.40	TSBWD/15/04/OR	N/A	0	N/A						
3000 x 471mm	TSF/30/04/BE	£92.90	1839 x 471mm	TSB/18/04/OR	800	0	£73.80	TSBSD/18/04/OR	720	0	£107.50	TSBWD/18/04/OR	700	0	£90.20						
3508 x 471mm	TSF/35/04/BE	£108.30	2144 x 471mm	TSB/21/04/OR	700	0	£85.20	TSBSD/21/04/OR	700	0	£124.50	TSBWD/21/04/OR	700	0	£103.95						
4016 x 471mm	TSF/40/04/BE	£122.40	2449 x 471mm	TSB/24/04/OR	600	0	£96.55	TSBSD/24/04/OR	600	0	£141.50	TSBWD/24/04/OR	600	0	£117.70						
			2754 x 471mm	TSB/27/04/OR	440	0	£107.90	TSBSD/27/04/OR	440	0	£158.40	TSBWD/27/04/OR	440	0	£132.45						
1984 x 624mm	TSF/20/06/BE	£67.80	1229 x 624mm	TSB/12/06/OR	900	3	£65.30	TSBSD/12/06/OR	480	2	£107.90	TSBWD/12/06/OR	350	3	£79.40						
2492 x 624mm	TSF/25/06/BE	£84.50	1534 x 624mm	TSB/15/06/OR	800	3	£78.95	TSBSD/15/06/OR	600	2	£131.70	TSBWD/15/06/OR	N/A	3	N/A						
3000 x 624mm	TSF/30/06/BE	£101.10	1839 x 624mm	TSB/18/06/OR	800	3	£91.45	TSBSD/18/06/OR	720	2	£155.50	TSBWD/18/06/OR	700	3	£111.40						
3508 x 624mm	TSF/35/06/BE	£117.80	2144 x 624mm	TSB/21/06/OR	700	3	£103.90	TSBSD/21/06/OR	700	2	£179.20	TSBWD/21/06/OR	700	3	£130.60						
4016 x 624mm	TSF/40/06/BE	£133.20	2449 x 624mm	TSB/24/06/OR	600	4	£120.10	TSBSD/24/06/OR	600	2	£202.90	TSBWD/24/06/OR	600	4	£145.90						
			2754 x 624mm	TSB/27/06/OR	440	5	£136.30	TSBSD/27/06/OR	440	2	£226.50	TSBWD/27/06/OR	440	5	£166.20						
1984 x 776mm	TSF/20/07/BE	£71.70	1229 x 776mm	TSB/12/07/OR	875	3	£73.65	TSBSD/12/07/OR	480	2	£124.00	TSBWD/12/07/OR	325	3	£90.00						
2492 x 776mm	TSF/25/07/BE	£89.10	1534 x 776mm	TSB/15/07/OR	775	3	£87.10	TSBSD/15/07/OR	600	2	£151.30	TSBWD/15/07/OR	N/A	3	N/A						
3000 x 776mm	TSF/30/07/BE	£106.40	1839 x 776mm	TSB/18/07/OR	800	3	£100.60	TSBSD/18/07/OR	720	2	£178.60	TSBWD/18/07/OR	650	3	£125.95						
3508 x 776mm	TSF/35/07/BE	£123.80	2144 x 776mm	TSB/21/07/OR	700	4	£114.05	TSBSD/21/07/OR	700	2	£205.80	TSBWD/21/07/OR	650	4	£147.95						
4016 x 776mm	TSF/40/07/BE	£139.90	2449 x 776mm	TSB/24/07/OR	575	4	£132.30	TSBSD/24/07/OR	600	2	£233.00	TSBWD/24/07/OR	600	4	£165.00						
			2754 x 776mm	TSB/27/07/OR	440	5	£150.55	TSBSD/27/07/OR	440	2	£260.10	TSBWD/27/07/OR	440	5	£188.55						
1984 x 928mm	TSF/20/09/BE	£70.10	1229 x 928mm	TSB/12/09/OR	825	3	£80.30	TSBSD/12/09/OR	400	2	£140.40	TSBWD/12/09/OR	300	3	£98.95						
2492 x 928mm	TSF/25/09/BE	£88.15	1534 x 928mm	TSB/15/09/OR	725	3	£94.75	TSBSD/15/09/OR	500	2	£171.35	TSBWD/15/09/OR	N/A	3	N/A						
3000 x 928mm	TSF/30/09/BE	£105.80	1839 x 928mm	TSB/18/09/OR	800	3	£109.25	TSBSD/18/09/OR	600	2	£202.30	TSBWD/18/09/OR	600	3	£138.15						
3508 x 928mm	TSF/35/09/BE	£123.85	2144 x 928mm	TSB/21/09/OR	675	4	£129.50	TSBSD/21/09/OR	700	2	£233.15	TSBWD/21/09/OR	600	4	£162.55						
4016 x 928mm	TSF/40/09/BE	£134.55	2449 x 928mm	TSB/24/09/OR	550	4	£143.80	TSBSD/24/09/OR	600	2	£264.00	TSBWD/24/09/OR	600	4	£181.10						
			2754 x 928mm	TSB/27/09/OR	440	5	£163.95	TSBSD/27/09/OR	440	2	£294.75	TSBWD/27/09/OR	440	5	£207.30						
1984 x 1233mm	TSF/20/12/BE	£76.30	1229 x 1233mm	TSB/12/12/OR	750	3	£100.40	TSBSD/12/12/OR	360	2	£161.10	TSBWD/12/12/OR	250	3	£119.05						
2492 x 1233mm	TSF/25/12/BE	£96.05	1534 x 1233mm	TSB/15/12/OR	675	3	£110.85	TSBSD/15/12/OR	450	2	£196.20	TSBWD/15/12/OR	N/A	3	N/A						
3000 x 1233mm	TSF/30/12/BE	£115.10	1839 x 1233mm	TSB/18/12/OR	750	3	£127.30	TSBSD/18/12/OR	540	2	£231.30	TSBWD/18/12/OR	500	3	£164.60						
3508 x 1233mm	TSF/35/12/BE	£134.85	2144 x 1233mm	TSB/21/12/OR	625	5	£159.60	TSBSD/21/12/OR	630	2	£266.30	TSBWD/21/12/OR	500	4	£194.85						
4016 x 1233mm	TSF/40/12/BE	£145.25	2449 x 1233mm	TSB/24/12/OR	525	5	£187.80	TSBSD/24/12/OR	600	2	£301.30	TSBWD/24/12/OR	500	4	£217.20						
			2754 x 1233mm	TSB/27/12/OR	440	5	£192.10	TSBSD/27/12/OR	440	2	£336.20	TSBWD/27/12/OR	440	5	£248.00						



i Remember, if your shelving's height to depth ratio is greater than 4:1, the bay should be fixed to the floor or to the wall!

TS Longspan Racking Chipboard Decking

Pricing based on 3 levels

Starter Bay - Chipboard decking			Extension Bay - Chipboard Decking		Extra Levels - Chipboard Decking		
Size (HxWxD) mm	Code	Price	Code	Price	Level Code	Load(kg)	Level Price
1984x1229x471	TNBS/201204/3/BO	£274.10	TNBE/201204/3/BO	£211.90	TSB/12/04/OR	950	£49.90
1984x1534x471	TNBS/201504/3/BO	£311.30	TNBE/201504/3/BO	£249.10	TSB/15/04/OR	850	£62.30
1984x1839x471	TNBS/201804/3/BO	£345.80	TNBE/201804/3/BO	£283.60	TSB/18/04/OR	800	£73.80
1984x2144x471	TNBS/202104/3/BO	£380.00	TNBE/202104/3/BO	£317.80	TSB/21/04/OR	700	£85.20
1984x2449x471	TNBS/202404/3/BO	£414.05	TNBE/202404/3/BO	£351.85	TSB/24/04/OR	600	£96.55
1984x2754x471	TNBS/202704/3/BO	£448.10	TNBE/202704/3/BO	£385.90	TSB/27/04/OR	440	£107.90
1984x1229x624	TNBS/201206/3/BO	£331.50	TNBE/201206/3/BO	£263.70	TSB/12/06/OR	900	£65.30
1984x1534x624	TNBS/201506/3/BO	£372.45	TNBE/201506/3/BO	£304.65	TSB/15/06/OR	800	£78.95
1984x1839x624	TNBS/201806/3/BO	£409.95	TNBE/201806/3/BO	£342.15	TSB/18/06/OR	800	£91.45
1984x2144x624	TNBS/202106/3/BO	£447.30	TNBE/202106/3/BO	£379.50	TSB/21/06/OR	700	£103.90
1984x2449x624	TNBS/202406/3/BO	£495.90	TNBE/202406/3/BO	£428.10	TSB/24/06/OR	600	£120.10
1984x2754x624	TNBS/202706/3/BO	£544.50	TNBE/202706/3/BO	£476.70	TSB/27/06/OR	440	£136.30
1984x1229x776	TNBS/201207/3/BO	£364.35	TNBE/201207/3/BO	£292.65	TSB/12/07/OR	875	£73.65
1984x1534x776	TNBS/201507/3/BO	£404.70	TNBE/201507/3/BO	£333.00	TSB/15/07/OR	775	£87.10
1984x1839x776	TNBS/201807/3/BO	£445.20	TNBE/201807/3/BO	£373.50	TSB/18/07/OR	800	£100.60
1984x2144x776	TNBS/202107/3/BO	£485.55	TNBE/202107/3/BO	£413.85	TSB/21/07/OR	700	£114.05
1984x2449x776	TNBS/202407/3/BO	£540.30	TNBE/202407/3/BO	£468.60	TSB/24/07/OR	575	£132.30
1984x2754x776	TNBS/202707/3/BO	£595.05	TNBE/202707/3/BO	£523.35	TSB/27/07/OR	440	£150.55
1984x1229x928	TNBS/201209/3/BO	£381.10	TNBE/201209/3/BO	£311.00	TSB/12/09/OR	825	£80.30
1984x1534x928	TNBS/201509/3/BO	£424.45	TNBE/201509/3/BO	£354.35	TSB/15/09/OR	725	£94.75
1984x1839x928	TNBS/201809/3/BO	£467.95	TNBE/201809/3/BO	£397.85	TSB/18/09/OR	800	£109.25
1984x2144x928	TNBS/202109/3/BO	£528.70	TNBE/202109/3/BO	£458.60	TSB/21/09/OR	675	£129.50
1984x2449x928	TNBS/202409/3/BO	£571.60	TNBE/202409/3/BO	£501.50	TSB/24/09/OR	550	£143.80
1984x2754x928	TNBS/202709/3/BO	£632.05	TNBE/202709/3/BO	£561.95	TSB/27/09/OR	440	£163.95
1984x1229x1233	TNBS/201212/3/BO	£453.80	TNBE/201212/3/BO	£377.50	TSB/12/12/OR	750	£100.40
1984x1534x1233	TNBS/201512/3/BO	£485.15	TNBE/201512/3/BO	£408.85	TSB/15/12/OR	675	£110.85
1984x1839x1233	TNBS/201812/3/BO	£534.50	TNBE/201812/3/BO	£458.20	TSB/18/12/OR	750	£127.30
1984x2144x1233	TNBS/202112/3/BO	£631.40	TNBE/202112/3/BO	£555.10	TSB/21/12/OR	625	£159.60
1984x2449x1233	TNBS/202412/3/BO	£716.00	TNBE/202412/3/BO	£639.70	TSB/24/12/OR	525	£187.80
1984x2754x1233	TNBS/202712/3/BO	£728.90	TNBE/202712/3/BO	£652.60	TSB/27/12/OR	440	£192.10

from
£211.⁹⁰

950
KG
Shelf Load

3900
KG
Bay Load

5
YEAR
Guarantee

5
DAYS
Delivery

① Starter Price includes 2x Frame and 3x Beam Levels. Extension price includes 1x Frame and 3x Beam Levels. Frame includes 2x uprights with all necessary bracing and fixings (*Assembly Required*). Beam level includes 2x beams, chipboard decking, all necessary deck supports and safety pins. To configure your own bay with a selection of frames and beams, turn to page 5

For Taller Bays Add Prices as shown below:

For starter bays please add 2 x extra height price

For extension bays please add 1 x extra height price

Extra Height - 471mm deep			Extra Height - 624mm deep			Extra Height - 776mm deep			Extra Height - 928mm deep			Extra Height - 1233mm deep		
H x D(mm)	Code	Price	H x D(mm)	Code	Price	H x D(mm)	Code	Price	H x D(mm)	Code	Price	H x D(mm)	Code	Price
2492 x 471	---/25-04/3/BO	£15.40	2492 x 624	---/25-06/3/BO	£16.70	2492 x 776	---/25-07/3/BO	£17.40	2492 x 928	---/25-09/3/BO	£18.05	2492 x 1233	---/25-12/3/BO	£19.75
3000 x 471	---/30-04/3/BO	£30.70	3000 x 624	---/30-06/3/BO	£33.30	3000 x 776	---/30-07/3/BO	£34.70	3000 x 928	---/30-09/3/BO	£35.70	3000 x 1233	---/30-12/3/BO	£38.80
3508 x 471	---/35-04/3/BO	£46.10	3508 x 624	---/35-06/3/BO	£50.00	3508 x 776	---/35-07/3/BO	£52.10	3508 x 928	---/35-09/3/BO	£53.75	3508 x 1233	---/35-12/3/BO	£58.55
4016 x 471	---/40-04/3/BO	£60.20	4016 x 624	---/40-06/3/BO	£65.40	4016 x 776	---/40-07/3/BO	£68.20	4016 x 928	---/40-09/3/BO	£64.45	4016 x 1233	---/40-12/3/BO	£68.95

① Don't require deck supports? Call us for a revised price.

950
KG
Shelf Load

Warehouse

Storeroom

TS LONGSPAN CHIPBOARD DECKING

TS Longspan Racking Solid Steel Decking

Pricing based on **3 levels**

Starter Bay - Solid steel decking			Extension Bay - Solid Steel Decking		Extra Levels - Solid Steel Decking		
Size (HxWxD) mm	Code	Price	Code	Price	Level Code	Load(kg)	Level Price
1984x1229x471	TNBSSD/201204/3/BO	£344.30	TNBESD/201204/3/BO	£282.10	TSBSD/12/04/OR	480	£73.30
1984x1534x471	TNBSSD/201504/3/BO	£395.60	TNBESD/201504/3/BO	£333.40	TSBSD/15/04/OR	600	£90.40
1984x1839x471	TNBSSD/201804/3/BO	£446.90	TNBESD/201804/3/BO	£384.70	TSBSD/18/04/OR	720	£107.50
1984x2144x471	TNBSSD/202104/3/BO	£497.90	TNBESD/202104/3/BO	£435.70	TSBSD/21/04/OR	700	£124.50
1984x2449x471	TNBSSD/202404/3/BO	£548.90	TNBESD/202404/3/BO	£486.70	TSBSD/24/04/OR	600	£141.50
1984x2754x471	TNBSSD/202704/3/BO	£599.60	TNBESD/202704/3/BO	£537.40	TSBSD/27/04/OR	440	£158.40
1984x1229x624	TNBSSD/201206/3/BO	£459.30	TNBESD/201206/3/BO	£391.50	TSBSD/12/06/OR	480	£107.90
1984x1534x624	TNBSSD/201506/3/BO	£530.70	TNBESD/201506/3/BO	£462.90	TSBSD/15/06/OR	600	£131.70
1984x1839x624	TNBSSD/201806/3/BO	£602.10	TNBESD/201806/3/BO	£534.30	TSBSD/18/06/OR	720	£155.50
1984x2144x624	TNBSSD/202106/3/BO	£673.20	TNBESD/202106/3/BO	£605.40	TSBSD/21/06/OR	700	£179.20
1984x2449x624	TNBSSD/202406/3/BO	£744.30	TNBESD/202406/3/BO	£676.50	TSBSD/24/06/OR	600	£202.90
1984x2754x624	TNBSSD/202706/3/BO	£815.10	TNBESD/202706/3/BO	£747.30	TSBSD/27/06/OR	440	£226.50
1984x1229x776	TNBSSD/201207/3/BO	£515.40	TNBESD/201207/3/BO	£443.70	TSBSD/12/07/OR	480	£124.00
1984x1534x776	TNBSSD/201507/3/BO	£597.30	TNBESD/201507/3/BO	£525.60	TSBSD/15/07/OR	600	£151.30
1984x1839x776	TNBSSD/201807/3/BO	£679.20	TNBESD/201807/3/BO	£607.50	TSBSD/18/07/OR	720	£178.60
1984x2144x776	TNBSSD/202107/3/BO	£760.80	TNBESD/202107/3/BO	£689.10	TSBSD/21/07/OR	700	£205.80
1984x2449x776	TNBSSD/202407/3/BO	£842.40	TNBESD/202407/3/BO	£770.70	TSBSD/24/07/OR	600	£233.00
1984x2754x776	TNBSSD/202707/3/BO	£923.70	TNBESD/202707/3/BO	£852.00	TSBSD/27/07/OR	440	£260.10
1984x1229x928	TNBSSD/201209/3/BO	£561.40	TNBESD/201209/3/BO	£491.30	TSBSD/12/09/OR	400	£140.40
1984x1534x928	TNBSSD/201509/3/BO	£654.25	TNBESD/201509/3/BO	£584.15	TSBSD/15/09/OR	500	£171.35
1984x1839x928	TNBSSD/201809/3/BO	£747.10	TNBESD/201809/3/BO	£677.00	TSBSD/18/09/OR	600	£202.30
1984x2144x928	TNBSSD/202109/3/BO	£839.65	TNBESD/202109/3/BO	£769.55	TSBSD/21/09/OR	700	£233.15
1984x2449x928	TNBSSD/202409/3/BO	£932.20	TNBESD/202409/3/BO	£862.10	TSBSD/24/09/OR	600	£264.00
1984x2754x928	TNBSSD/202709/3/BO	£1,024.45	TNBESD/202709/3/BO	£954.35	TSBSD/27/09/OR	440	£294.75
1984x1229x1233	TNBSSD/201212/3/BO	£635.90	TNBESD/201212/3/BO	£559.60	TSBSD/12/12/OR	360	£161.10
1984x1534x1233	TNBSSD/201512/3/BO	£741.20	TNBESD/201512/3/BO	£664.90	TSBSD/15/12/OR	450	£196.20
1984x1839x1233	TNBSSD/201812/3/BO	£846.50	TNBESD/201812/3/BO	£770.20	TSBSD/18/12/OR	540	£231.30
1984x2144x1233	TNBSSD/202112/3/BO	£951.50	TNBESD/202112/3/BO	£875.20	TSBSD/21/12/OR	630	£266.30
1984x2449x1233	TNBSSD/202412/3/BO	£1,056.50	TNBESD/202412/3/BO	£980.20	TSBSD/24/12/OR	600	£301.30
1984x2754x1233	TNBSSD/202712/3/BO	£1,161.20	TNBESD/202712/3/BO	£1,084.90	TSBSD/27/12/OR	440	£336.20



i Starter Price includes 2x Frame and 3x Beam Levels. Extension price includes 1x Frame and 3x Beam Levels. Frame includes 2x uprights with all necessary bracing and fixings. *(Assembly Required)* Beam level includes 2x beams, steel decking, all necessary deck supports and safety pins. To configure your own bay with a selection of frames and beams, turn to page 5

For Taller Bays Add Prices as shown below:

For starter bays please add 2 x extra height price
For extension bays please add 1 x extra height price

Extra Height - 471mm deep			Extra Height - 624mm deep			Extra Height - 776mm deep			Extra Height - 928mm deep			Extra Height - 1233mm deep		
H x D(mm)	Code	Price	H x D(mm)	Code	Price	H x D(mm)	Code	Price	H x D(mm)	Code	Price	H x D(mm)	Code	Price
2492 x 471	---/25-04/3/BO	£15.40	2492 x 624	---/25-06/3/BO	£16.70	2492 x 776	---/25-07/3/BO	£17.40	2492 x 928	---/25-09/3/BO	£18.05	2492 x 1233	---/25-12/3/BO	£19.75
3000 x 471	---/30-04/3/BO	£30.70	3000 x 624	---/30-06/3/BO	£33.30	3000 x 776	---/30-07/3/BO	£34.70	3000 x 928	---/30-09/3/BO	£35.70	3000 x 1233	---/30-12/3/BO	£38.80
3508 x 471	---/35-04/3/BO	£46.10	3508 x 624	---/35-06/3/BO	£50.00	3508 x 776	---/35-07/3/BO	£52.10	3508 x 928	---/35-09/3/BO	£53.75	3508 x 1233	---/35-12/3/BO	£58.55
4016 x 471	---/40-04/3/BO	£60.20	4016 x 624	---/40-06/3/BO	£65.40	4016 x 776	---/40-07/3/BO	£68.20	4016 x 928	---/40-09/3/BO	£64.45	4016 x 1233	---/40-12/3/BO	£68.95

i Remember, if your shelving's height to depth ratio is greater than 4:1, the bay should be fixed to the floor or to the wall!

TS Longspan Racking Wire Mesh Decking

Pricing based on 3 levels

Starter Bay - Mesh decking			Extension Bay - Mesh Decking			Extra Levels - Mesh Decking		
Size (HxWxD) mm	Code	Price	Code	Price	Level Code	Load(kg)	Level Price	
1984x1229x471	TNBSWD/201204/3/BO	£308.60	TNBEWD/201204/3/BO	£246.40	TSBWD/12/04/OR	350	£61.40	
1984x1534x471	TNBSWD/201504/3/BO	N/A	TNBEWD/201504/3/BO	N/A	TSBWD/15/04/OR	N/A	N/A	
1984x1839x471	TNBSWD/201804/3/BO	£395.00	TNBEWD/201804/3/BO	£332.80	TSBWD/18/04/OR	700	£90.20	
1984x2144x471	TNBSWD/202104/3/BO	£436.25	TNBEWD/202104/3/BO	£374.05	TSBWD/21/04/OR	700	£103.95	
1984x2449x471	TNBSWD/202404/3/BO	£477.50	TNBEWD/202404/3/BO	£415.30	TSBWD/24/04/OR	600	£117.70	
1984x2754x471	TNBSWD/202704/3/BO	£521.75	TNBEWD/202704/3/BO	£459.55	TSBWD/27/04/OR	440	£132.45	
1984x1229x624	TNBSWD/201206/3/BO	£373.80	TNBEWD/201206/3/BO	£306.00	TSBWD/12/06/OR	350	£79.40	
1984x1534x624	TNBSWD/201506/3/BO	N/A	TNBEWD/201506/3/BO	N/A	TSBWD/15/06/OR	N/A	N/A	
1984x1839x624	TNBSWD/201806/3/BO	£469.80	TNBEWD/201806/3/BO	£402.00	TSBWD/18/06/OR	700	£111.40	
1984x2144x624	TNBSWD/202106/3/BO	£527.40	TNBEWD/202106/3/BO	£459.60	TSBWD/21/06/OR	700	£130.60	
1984x2449x624	TNBSWD/202406/3/BO	£573.30	TNBEWD/202406/3/BO	£505.50	TSBWD/24/06/OR	600	£145.90	
1984x2754x624	TNBSWD/202706/3/BO	£634.20	TNBEWD/202706/3/BO	£566.40	TSBWD/27/06/OR	440	£166.20	
1984x1229x776	TNBSWD/201207/3/BO	£413.40	TNBEWD/201207/3/BO	£341.70	TSBWD/12/07/OR	325	£90.00	
1984x1534x776	TNBSWD/201507/3/BO	N/A	TNBEWD/201507/3/BO	N/A	TSBWD/15/07/OR	N/A	N/A	
1984x1839x776	TNBSWD/201807/3/BO	£521.25	TNBEWD/201807/3/BO	£449.55	TSBWD/18/07/OR	650	£125.95	
1984x2144x776	TNBSWD/202107/3/BO	£587.25	TNBEWD/202107/3/BO	£515.55	TSBWD/21/07/OR	650	£147.95	
1984x2449x776	TNBSWD/202407/3/BO	£638.40	TNBEWD/202407/3/BO	£566.70	TSBWD/24/07/OR	600	£165.00	
1984x2754x776	TNBSWD/202707/3/BO	£709.05	TNBEWD/202707/3/BO	£637.35	TSBWD/27/07/OR	440	£188.55	
1984x1229x928	TNBSWD/201209/3/BO	£437.05	TNBEWD/201209/3/BO	£366.95	TSBWD/12/09/OR	300	£98.95	
1984x1534x928	TNBSWD/201509/3/BO	N/A	TNBEWD/201509/3/BO	N/A	TSBWD/15/09/OR	N/A	N/A	
1984x1839x928	TNBSWD/201809/3/BO	£554.65	TNBEWD/201809/3/BO	£484.55	TSBWD/18/09/OR	600	£138.15	
1984x2144x928	TNBSWD/202109/3/BO	£627.85	TNBEWD/202109/3/BO	£557.75	TSBWD/21/09/OR	600	£162.55	
1984x2449x928	TNBSWD/202409/3/BO	£683.50	TNBEWD/202409/3/BO	£613.40	TSBWD/24/09/OR	600	£181.10	
1984x2754x928	TNBSWD/202709/3/BO	£762.10	TNBEWD/202709/3/BO	£692.00	TSBWD/27/09/OR	440	£207.30	
1984x1229x1233	TNBSWD/201212/3/BO	£509.75	TNBEWD/201212/3/BO	£433.45	TSBWD/12/12/OR	250	£119.05	
1984x1534x1233	TNBSWD/201512/3/BO	N/A	TNBEWD/201512/3/BO	N/A	TSBWD/15/12/OR	N/A	N/A	
1984x1839x1233	TNBSWD/201812/3/BO	£646.40	TNBEWD/201812/3/BO	£570.10	TSBWD/18/12/OR	500	£164.60	
1984x2144x1233	TNBSWD/202112/3/BO	£737.15	TNBEWD/202112/3/BO	£660.85	TSBWD/21/12/OR	500	£194.85	
1984x2449x1233	TNBSWD/202412/3/BO	£804.20	TNBEWD/202412/3/BO	£727.90	TSBWD/24/12/OR	500	£217.20	
1984x2754x1233	TNBSWD/202712/3/BO	£896.60	TNBEWD/202712/3/BO	£820.30	TSBWD/27/12/OR	440	£248.00	


Starter Price includes 2x Frame and 3x Beam Levels. Extension price includes 1x Frame and 3x Beam Levels. Frame includes 2x uprights with all necessary bracing and fixings (*Assembly Required*). Beam level includes 2x beams, mesh decking, all necessary deck supports and safety pins
To configure your own bay with a selection of frames and beams, turn to page 5

For Taller Bays Add Prices as shown below:

For starter bays please add 2 x extra height price
 For extension bays please add 1 x extra height price

Extra Height - 471mm deep			Extra Height - 624mm deep			Extra Height - 776mm deep			Extra Height - 928mm deep			Extra Height - 1233mm deep		
H x D(mm)	Code	Price	H x D(mm)	Code	Price	H x D(mm)	Code	Price	H x D(mm)	Code	Price	H x D(mm)	Code	Price
2492 x 471	---/25-04/3/BO	£15.40	2492 x 624	---/25-06/3/BO	£16.70	2492 x 776	---/25-07/3/BO	£17.40	2492 x 928	---/25-09/3/BO	£18.05	2492 x 1233	---/25-12/3/BO	£19.75
3000 x 471	---/30-04/3/BO	£30.70	3000 x 624	---/30-06/3/BO	£33.30	3000 x 776	---/30-07/3/BO	£34.70	3000 x 928	---/30-09/3/BO	£35.70	3000 x 1233	---/30-12/3/BO	£38.80
3508 x 471	---/35-04/3/BO	£46.10	3508 x 624	---/35-06/3/BO	£50.00	3508 x 776	---/35-07/3/BO	£52.10	3508 x 928	---/35-09/3/BO	£53.75	3508 x 1233	---/35-12/3/BO	£58.55
4016 x 471	---/40-04/3/BO	£60.20	4016 x 624	---/40-06/3/BO	£65.40	4016 x 776	---/40-07/3/BO	£68.20	4016 x 928	---/40-09/3/BO	£64.45	4016 x 1233	---/40-12/3/BO	£68.95

Don't require deck supports? Call us for a revised price.



TS LONGSPAN MESH DECKING


TS Longspan Divider System Compartment Storage



Will suit any height or depth



Fix divider to any position



Longspan Divider System Starter Bays			Extension Bay		Extra Divider		
H x W x D (mm)	Code	Price	Code	Price	Code	Code	Price
1984x1839x471	TNBS/201804/3/BO	£531.65	TNBE/201804/3/BO	£469.45	471 x 559	TSCD/04/559	£12.45
1984x2144x471	TNBS/202104/3/BO	£577.25	TNBE/202104/3/BO	£515.05	471 x 559	TSCD/04/559	£12.45
1984x2449x471	TNBS/202404/3/BO	£622.65	TNBE/202404/3/BO	£560.45	471 x 559	TSCD/04/559	£12.45
1984x1839x624	TNBS/201806/3/BO	£629.20	TNBE/201806/3/BO	£561.40	624 x 559	TSCD/06/559	£14.20
1984x2144x624	TNBS/202106/3/BO	£679.00	TNBE/202106/3/BO	£611.20	624 x 559	TSCD/06/559	£14.20
1984x2449x624	TNBS/202406/3/BO	£743.80	TNBE/202406/3/BO	£676.00	624 x 559	TSCD/06/559	£14.20

Remember, if your shelving's height to depth ratio is greater than 4:1, the bay should be fixed to the floor or to the wall!

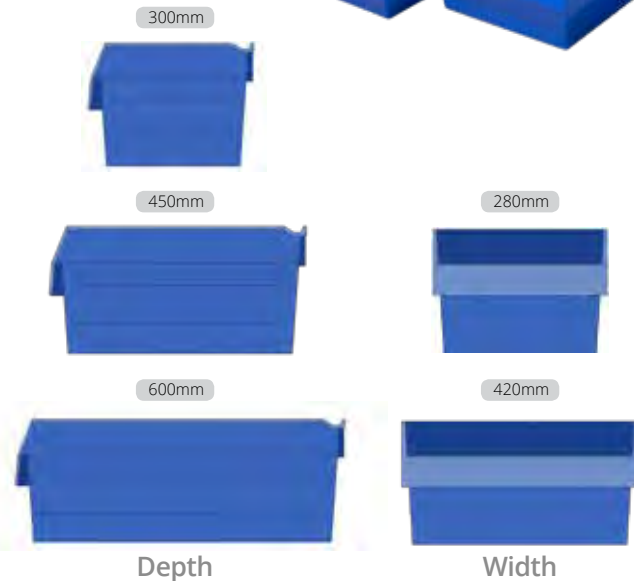
Shelf Bins & Additional Dividers

If you need a strong, robust and versatile bin storage solution, at a competitive price – then look no further.

Our new range of Shelf Bins have been designed to offer a range of bins in “Big Sizes” for storing large parts or increased volumes. They can fit both small parts shelving systems as well as larger bays, such as Rivet or Longspan.

They have many new features, such as internal dividers that securely locate into 7 different locations. There is also an integral back stop allowing the bin to be suspended out from the shelving, for ease of picking.

With a semi-open fronted and a large labelling area below, ensures items can be identified quickly. The bins are available in Blue shockproof plastic and can be nested when not in use to save space.



Shelf Bins			
D x W x H(mm)	Code	Colour	Price
300x280x200mm	SFB302820	Blue	£8.10
450x280x200mm	SFB452820	Blue	£11.80
450x420x200mm	SFB454220	Blue	£16.60
600x280x200mm	SFB602820	Blue	£14.80
600x420x200mm	SFB604220	Blue	£22.20

Add Dividers			
W x H(mm)	Code	Colour	Price
280x200mm	SFD2820	Black	£2.30
420x200mm	SFD4220	Black	£3.20

Plastic Bin Features

- 1 Integral back stop
- 2 Profiled sides for extra strength
- 3 Nestable design – space saving
- 4 Large labelling area
- 5 Semi-open fronted design
- 6 7 divider positions in each bin
- 7 Dividers positively slot into the bin

i Don't require deck supports? Call us for a revised price.



Automotive storage solutions with TS Longspan Racking



from
£38.90
per level

950
KG
Shelf Load

3900
KG
Bay Load



5 ✓
YEAR
Guarantee

5
DAYS
Delivery

Standard Longspan Tyre Racks use 457mm deep frames

Tyre Racking Levels (For frames please see p.74)			
Width (mm)	Code	Load UDL (kg) per Level	Price per pair
1229mm	TSBTR/12/OR	950	£38.90
1534mm	TSBTR/15/OR	850	£47.40
1839mm	TSBTR/18/OR	800	£55.90
2144mm	TSBTR/21/OR	700	£64.30
2449mm	TSBTR/24/OR	600	£72.70
2754mm	TSBTR/27/OR	440	£81.00

Price includes 2x beams and safety pins. No decking included!

Need more automotive solutions?

MIDSPAN RACKING

TURN TO **PAGE 68**

Remember, if your shelving's height to depth ratio is greater than 4:1, the bay should be fixed to the floor or to the wall!

A heavy duty solution to a garment storage with TS Longspan



Longspan Centre Garment Rack



Longspan Double Sided Centre Garment Rack

Centre Garment Hanging Rail (For frames and beams please see p.74)

W (mm)	Code	Load UDL per rail (kg)	Price
1229mm	TS/CGAR12/OR	100	£66.75
1534mm	TS/CGAR15/OR	90	£69.00
1839mm	TS/CGAR18/OR	80	£71.25

Price includes garment rail, brackets and fixings, available in 624mm deep only (Frames Extra)

Garment Hanging Rail (For frames please see p.74)

W (mm)	Code	Load UDL per rail (kg)	Price Per Pair
1229mm	TS/GAR12/OR	100	£24.70
1534mm	TS/GAR15/OR	90	£29.20
1839mm	TS/GAR18/OR	80	£33.70

Price includes 2x garment rails and safety pins. (Frames Extra)





from
£457.⁵⁵

600
KG
Arm Load

4400
KG
Load Cap.

5
YEAR
Guarantee

3
DAYS
Delivery

CANTILEVER RACK






Our cantilever system is based on modular bays and fittings to provide cost effective storage of long and awkward items.

The frames are available in three heights and three depths in both single and double sided configurations. Each bay comes complete with three arms per frame and you can add or deduct the number of levels required.

The arms can be fitted with end stops (at an additional cost shown) to secure any loose products from falling off. The frames are spaced 1000mm or 1500mm apart with bolted on X brace, so you can easily work out your run using the starter and extension bay.

- Incredible value for money
- Easy to build and reconfigure
- Up to 2200kgs per side
- Arms adjust every 75mm
- Tough epoxy finish

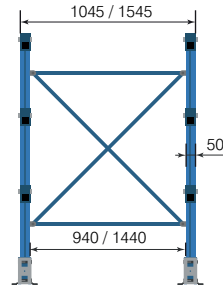


 Heights	 Widths	 Depths	 Construction	 Loadings																
Standard height (mm) 1976 Other available heights (mm) 2432, 2964	Widths (mm) 1000, 1500	Base depths (mm) Single sided 780, 980, 1180 Double sided 1380, 1780, 2180 Arm Length 600, 800, 1000	Frame: Steel Galvanised Bracing: Steel Galvanised, Blue RAL5015 Arms: Steel Blue RAL5015 Arm pins: Steel	Max Load/Arm* 600kg Max Load Per Side <table border="1" data-bbox="1541 1361 2177 1543"> <thead> <tr> <th>Height (mm)</th> <th>Arm 600mm</th> <th>Arm 800mm</th> <th>Arm 1000mm</th> </tr> </thead> <tbody> <tr> <td>1976mm</td> <td>2200kg</td> <td>1900kg</td> <td>1600kg</td> </tr> <tr> <td>2432mm</td> <td>2200kg</td> <td>1900kg</td> <td>1600kg</td> </tr> <tr> <td>2964mm</td> <td>2200kg</td> <td>1900kg</td> <td>1100kg</td> </tr> </tbody> </table>	Height (mm)	Arm 600mm	Arm 800mm	Arm 1000mm	1976mm	2200kg	1900kg	1600kg	2432mm	2200kg	1900kg	1600kg	2964mm	2200kg	1900kg	1100kg
Height (mm)	Arm 600mm	Arm 800mm	Arm 1000mm																	
1976mm	2200kg	1900kg	1600kg																	
2432mm	2200kg	1900kg	1600kg																	
2964mm	2200kg	1900kg	1100kg																	

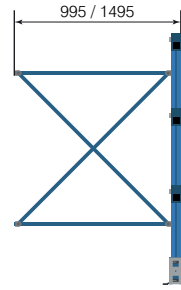


Arm stops can be bolted into two separate positions

Starter Bay

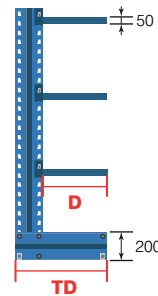


Extension Bay



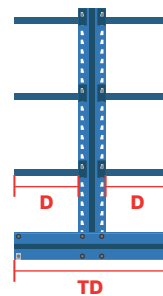
Available Depths (mm)

Single Sided



D	600	800
TD	800	1000

Double Sided



D	600	800
TD	1400	1800

D Nominal Depth (as used in pricelists) **TD** Total Depth

2° rake on arms



5 YEAR Guarantee 5 DAYS Delivery

Single Sided Cantilever Rack 1976 x 1000 x 1000 + Arm End Stop Detail

Double Sided Cantilever Rack 1976 x 1500 x 600 +detail on arm attached to the column

Single Sided 1000mm Wide		+Add Extension Bay			+Add Extra Arm		
H x D (mm)	Starter Code	Starter Price	Extension Code	Extension Price	Extra Arm Code	Arm Capacity	Arm Price
1976 x 600mm	CMS/191006/S3	£868.05	CME/191006/S3	£457.55	CMAR/06	600kgs	£35.35
1976 x 800mm	CMS/191008/S3	£934.65	CME/191008/S3	£490.85	CMAR/08	400kgs	£43.15
1976 x 1000mm	CMS/191010/S3	£1,001.45	CME/191010/S3	£524.25	CMAR/10	250kgs	£51.00
+For Taller Bays Add Prices				+for 1500mm wide bays			
H (mm)	Starter Code	Starter Price	Extension Code	Extension Price	Use Code	Add Price	
2432mm	CMS/24.../S3	£106.00	CME/24.../S3	£53.00	CM-/-15-/-	£10.45	
2964mm	CMS/29.../S3	£239.20	CME/29.../S3	£119.60			
+For Arm End Stop							
Code						Price	
CMAR/150ES						£10.15	

Double Sided 1000mm Wide		+Add Extension Bay			+Add Extra Arm		
H x D (mm)	Starter Code	Starter Price	Extensions Code	Extension Price	Extra Arm Code	Arm Capacity	Arm Price
1976 x 600mm	CMS/191006/D3	£1,124.55	CME/191006/D3	£585.80	CMAR/06	600kgs	£35.35
1976 x 800mm	CMS/191008/D3	£1,262.55	CME/191008/D3	£654.80	CMAR/08	400kgs	£43.15
1976 x 1000mm	CMS/191010/D3	£1,400.95	CME/191010/D3	£724.00	CMAR/10	250kgs	£51.00
+For Taller Bays Add Prices							
2432mm	CMS/24.../D3	£106.00	CME/24.../D3	£53.00			
2964mm	CMS/29.../D3	£239.20	CME/29.../D3	£119.60			

All bays are supplied with a base and column per frame plus bracing and all necessary fixings (Floor Fixings 'M12x100' available on request). Single frames include three arms, double frames include six arms. Arm end stops are not included as standard, but can be ordered.

If you don't see a solution that meets your requirements, contact us.





VERTICAL RACK

A cost effective way of storing all those long and awkward items.

Our vertical racking is derived from our Heavy Duty Midspan system. The system comes as a starter and extension bay format meaning long runs are more cost effective.

The bays come with 3 dividers, all necessary frames and base plates, two front beams and one back beam and base rail. Other size racks available to order, please contact the sales office.

- **Great value for money**
- **Store all your long awkward items**
- **Quickly gets your storage organized**
- **Simple to build and reconfigure**
- **Fully adjustable hoop dividers**
- **Starter and extension bay system**
- **Can be secured to the floor**



Heights

Frame height (mm)
2550

Store items up to
3000mm long!



Widths

Widths (mm)
1200, 1600, 1800



Depths

Frame depth (mm)
810

Divider Depth (mm)
400



Application

Environment
**Stockroom, Workshop,
Warehouse**

Usage
**Long Items Storage
Vertically**



Construction

Uprights: **Steel**
Galvanised

Beams: **Steel**
Galvanised


Dividers: **Steel**
Blue RAL5010



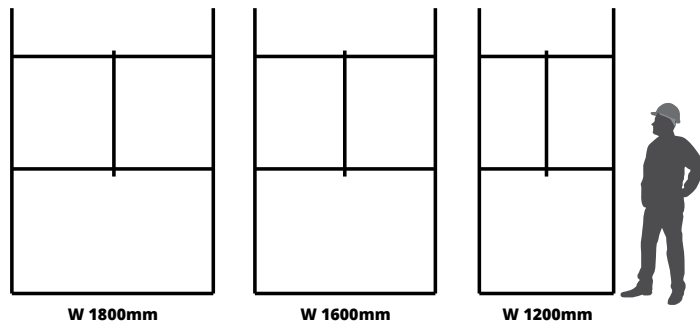
Loadings

Contact Sales Office

Cost effective Vertical Storage for items up to 3000mm long!



Vertical Rack Available Widths
(Height shown 2550mm)




Vertical Rack		+Add Extension Bay		
HxWxD (mm)	Starter Code	Starter Price	Extension Code	Extension Price
2550 x 1200 x 810	VRS/2512/3	£718.65	VRE/2512/3	£551.35
2550 x 1600 x 810	VRS/2516/3	£749.75	VRE/2516/3	£582.45
2550 x 1800 x 810	VRS/2518/3	£767.95	VRE/2518/3	£600.65

+For Adjustable Hoop Dividers		
H x D (mm)	Code	Price
1000 x 400mm	VR/DIV1004	£83.90

i Starter Bay includes two side frames, beams, Right and Left hand dividers, one adjustable divider and all necessary fixings.
Extension includes one side frame, beams, three adjustable dividers and all necessary fixings (Floor Fixings 'M12x100' available on request).

© Vertical Rack 2550 x 1600 x 810 with one extra hoop divider





PALLET RACKING

We have a variety of pallet racking options that will provide the perfect storage solution for your business.

We take full consideration that each business needs to find a storage solution which makes the most of the available space.

We will evaluate the type of goods you store, the amount of floor space available for the racking installation, the speed of throughput and the type of equipment you use before recommending the best solution.

- **Adjustable pallet racking**
- **Push back pallet racking**
- **Pallet live racking**
- **External pallet racking**
- **Narrow aisle pallet racking**
- **Drive-In pallet racking**



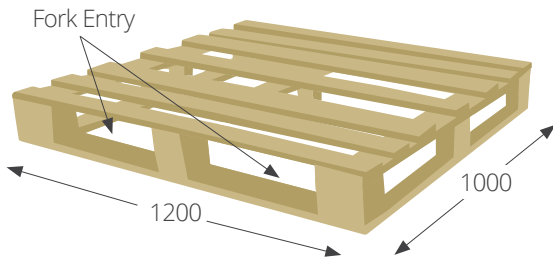
The fully flexible warehouse solution



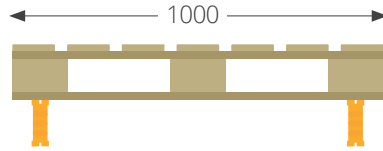
Heights	Widths	Depths	Application	Construction	Loadings
Height (mm) 2500, 3000, 4000, 5000, 6000	Widths (mm) 1350, 2225, 2700, 3300	Depths (mm) 900, 1100	Environment Warehouse Usage Multipurpose Storage, Heavy & Bulky Items, Palletised Goods	Frames: Steel Galvanised Beams: Steel RAL 1003 Yellow Please contact the Sales Team for accessory construction details	Beam UDL (per pair) Up to 3790kg

Choose your pallet and frame size

UK Pallet

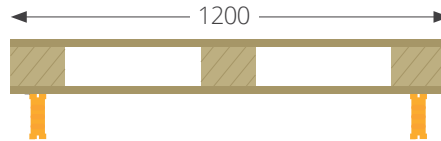
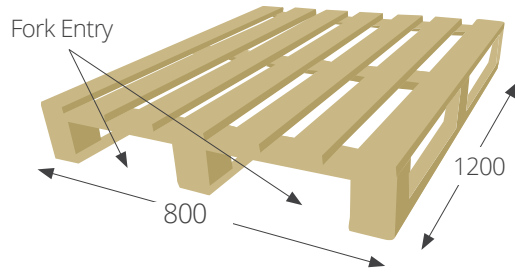


Frame



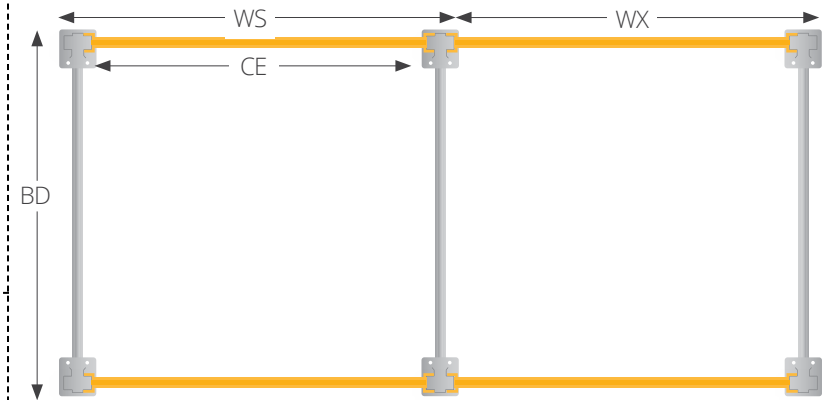
Use 900mm frames

Euro Pallet



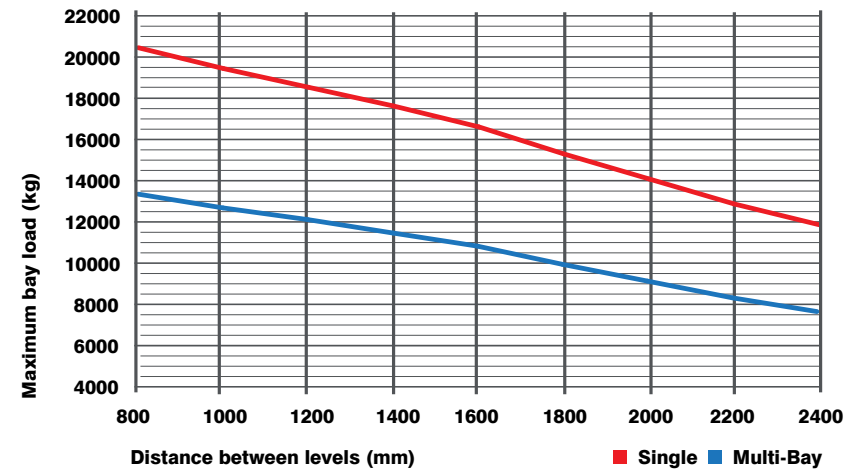
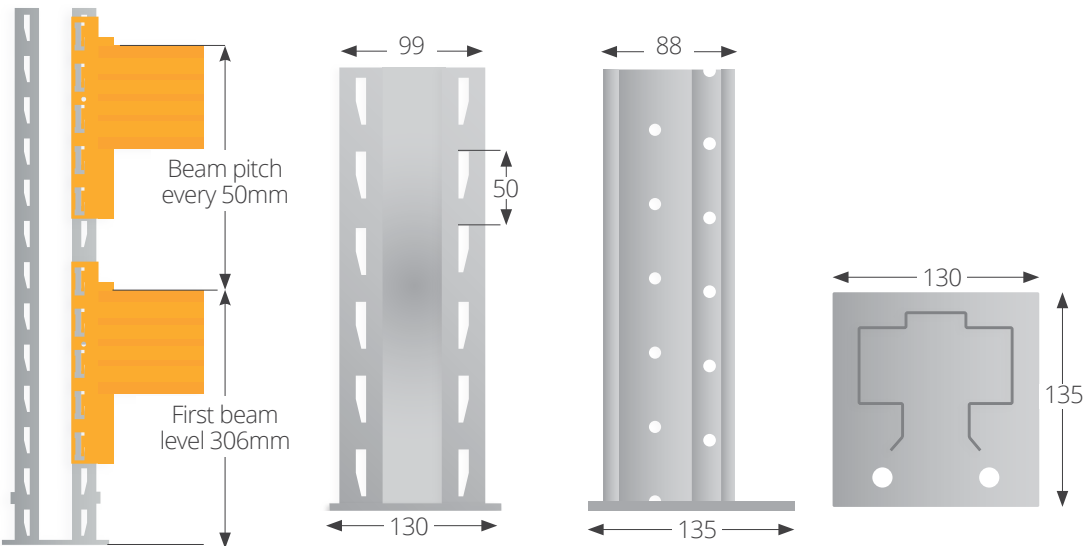
Use 1100mm frames

Design your layout



Nominal Depth (D)	BD Bay Depth	Nominal Width (W)	CE Clear Entry	WS Starter Bay	WX Extension Bay
900mm	920mm	1350mm	1313mm	1555mm	1456mm
1100mm	1120mm	2225mm	2183mm	2425mm	2326mm
		2700mm	2663mm	2905mm	2806mm
		3300mm	3263mm	3505mm	3406mm

Baseplate allowance for frame depth = 15mm, Baseplate allowance for entire row length = 31mm



Frame capacity is calculated at a beam pitch of 1500mm, and a run of five 2700mm wide bays

If you don't see a solution that meets your requirement, then please get in touch.

Now available in frames up to 6000mm high



Frames				
H (mm)	Depth - 900mm		Depth - 1100mm	
	Code	Price	Code	Price
2500mm	MPRF/2509/GV	£190.04	MPRF/2511/GV	£198.89
3000mm	MPRF/3009/GV	£217.07	MPRF/3011/GV	£227.27
4000mm	MPRF/4009/GV	£266.13	MPRF/4011/GV	£277.48
5000mm	MPRF/5009/GV	£315.19	MPRF/5011/GV	£327.69
6000mm	MPRF/6009/GV	£377.40	MPRF/6011/GV	£393.55

Beams				
W (mm)	Code	Beam Profile (mm)	Load Per pair (kg)	Price Per Pair
1350	MPRB/1375/YW	75	3540	£87.90
2225	MPRB/2210/YW	100	2800	£146.10
2700	MPRB/2712/YW	125	3180	£189.50
3300 (900mm Deep)	MPRB/331709/YW	175	3790	£310.70
3300 (1100mm Deep)	MPRB/331711/YW	175	3790	£310.70

¹ Price includes uprights, metal feet and all necessary bracing, and fixings (including throughbolts).
² Frame capacity is calculated at a beam pitch of 1500mm, and a run of five 2700mm wide bays.



U-Shaped Upright Protector



L-Shaped Upright Protector



Visiplas (500mm High)

Accessories		
Description	Code	Price
Upright Protector Type L - 400mm	RPS/CCG4004	£55.20
Upright Protector Type U - 400mm	RPS/UCG4004	£67.15
Visiplas Upright Protector 79-92mm	AVB	£20.85
Visiplas Upright Protector 92-105mm	AVC	£21.60
200mm Row Spacer	MPPRS/20/GV	£6.00
250mm Row Spacer	MPPRS/25/GV	£7.15
Shim 1.0mm	MPR01/SHIM10	£2.05
Floor Fixing M12 x 100	FFM12X100	£2.00

ⁱ Need help designing your layout or costing a project, just give us a call.



Optimise your warehouse with Pallet Racking accessories



Fork Spacers

D (mm)	Load (kgs)	Code	Price
900 (Pair)	2000 (Pair)	MPRFS/09/YW	£95.70
1100 (Pair)	2000 (Pair)	MPRFS/11/YW	£106.60

Pallet Support Bars

D (mm)	Load (kgs)	Code	Price
900 (Pair)	1700 (Pair)	MPRSP/09/GV	£38.50
1100 (Pair)	1500 (Pair)	MPRSP/11/GV	£44.10

Open Timber Decking

W x D (mm)	Load (kgs)	Code	Price
1350 x 900	500	MPROTD/1309	£41.85
2225 x 900	810	MPROTD/2209	£72.20
2700 x 900	1000	MPROTD/2709	£83.70
3300 x 900	1226	MPROTD/3309	£108.30
1350 x 1100	685	MPROTD/1311	£52.65
2225 x 1100	1120	MPROTD/2211	£91.30
2700 x 1100	1375	MPROTD/2711	£105.30
3300 x 1100	1680	MPROTD/3311	£136.95

Wire Decking Panels

W x D (mm)	Load (kgs)	Code	Price
1350 x 900	1000	MPRMWD/1309	£48.70
2700 x 900	2000	MPRMWD/2709	£97.40
1350 x 1100	1000	MPRMWD/1311	£57.90
2225 x 1100	2000	MPRMWD/2211	£94.50
2700 x 1100	2000	MPRMWD/2711	£115.80
3300 x 1100	3000	MPRMWD/3311	£141.75

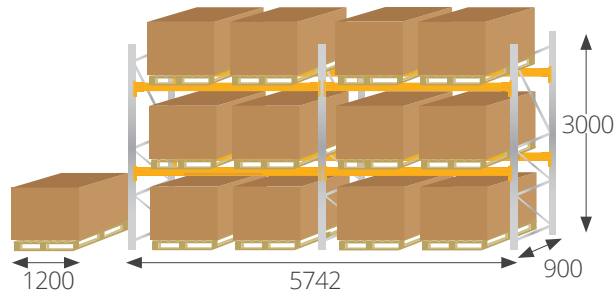
i Standard pallet loads are 1000kgs for minimum 800mm deep pallets on 900mm deep pallet racking
Standard pallet loads are 1000kgs for minimum 1000mm deep pallets on 1100mm deep pallet racking



i If you don't see a solution that meets your requirement, then please get in touch.

Choose your Pallet Racking Kit

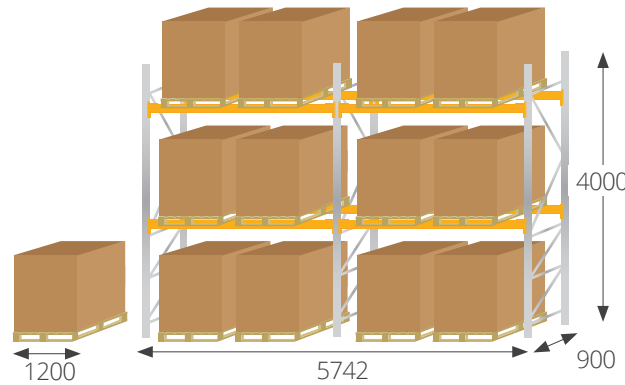
 **900 Kits**
For use with UK Pallets (1200 x 1000)



○ Pallet Racking Kit 1 for 12 x pallets (Boxes shown H: 1000 x W: 1200mm)

Pallet Racking Kit 1

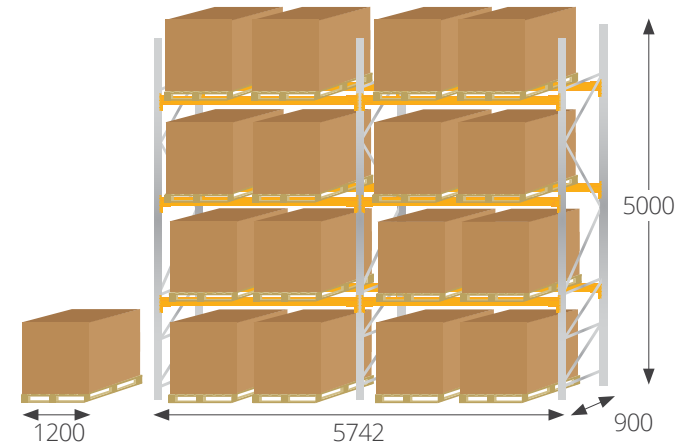
H x W x D (mm)	Code	Levels	Pallets Stored	Price
3000 x 5742 x 900	MPRK1	2	12	£1,431.71



○ Pallet Racking Kit 2 for 12 x pallets (Boxes shown H: 1500 x W: 1200mm)

Pallet Racking Kit 2

H x W x D (mm)	Code	Levels	Pallets Stored	Price
4000 x 5742 x 900	MPRK2	2	12	£1,578.89

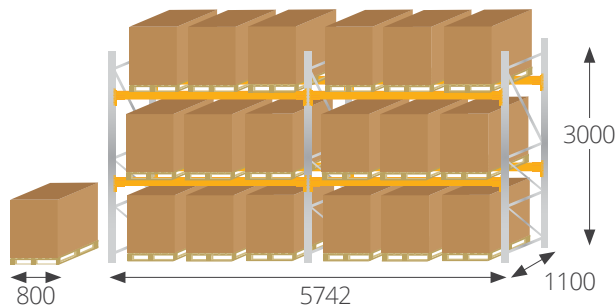


○ Pallet Racking Kit 3 for 16 x pallets (Boxes shown H: 1200 x W: 1200mm)

Pallet Racking Kit 3

H x W x D (mm)	Code	Levels	Pallets Stored	Price
5000 x 5742 x 900	MPRK3	3	16	£2,105.07

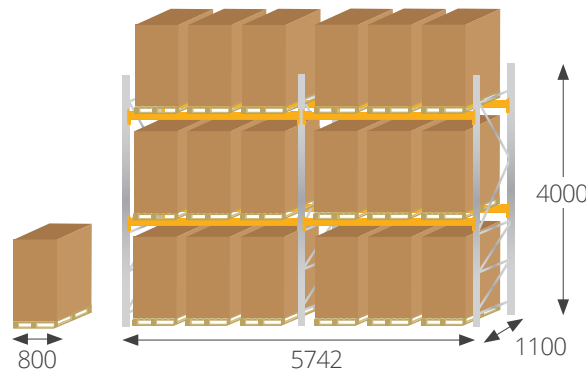
 **1100 Kits**
For use with Euro Pallets (800 x 1200)



○ Pallet Racking Kit 4 for 18 x pallets (Boxes shown H: 1000 x W: 800mm)

Pallet Racking Kit 4

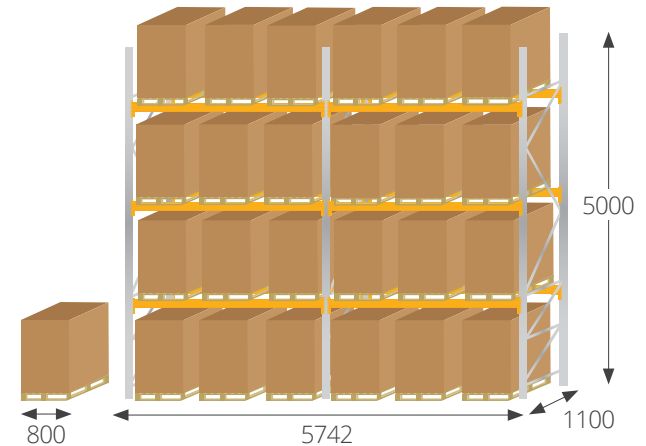
H x W x D (mm)	Code	Levels	Pallets Stored	Price
3000 x 5742 x 1100	MPRK4	2	18	£1,462.31



○ Pallet Racking Kit 5 for 18 x pallets (Boxes shown H: 1500 x W: 800mm)

Pallet Racking Kit 5

H x W x D (mm)	Code	Levels	Pallets Stored	Price
4000 x 5742 x 1100	MPRK5	2	18	£1,612.94



○ Pallet Racking Kit 6 for 24 x pallets (Boxes shown H: 1200 x W: 800mm)

Pallet Racking Kit 6

H x W x D (mm)	Code	Levels	Pallets Stored	Price
5000 x 5742 x 1100	MPRK6	3	24	£2,142.57

ⓘ Each kit includes one starter bay and one extension bay. The beams are 2700mm long. Loading capacity is 3180kgs per level. Each kit includes frames, beams, locking pins, levelling shims and floor fixings.

ⓘ **We offer other Pallet Racking configurations. Give us a call to see how we can accommodate your warehouse requirements.**





UPRIGHT RACK PROTECTORS

Our moulded rack protectors offer a high visibility bumper, which suits many of the leading pallet racking systems.

Ideally suited for intermediate uprights with a slim profile that does not reduce the clear opening of the bay.

The unique design allows the impact to be absorbed within the protector whilst having the ability to reform after impact. Each guard is quickly installed onto the face of the upright with two cable ties (an additional cable tie is supplied for every protector for maintenance)

- **Cost effective pallet rack protector**
- **Tough impact resistant**
- **High visibility yellow**
- **Energy absorbing design**
- **Easily fitted and removed**
- **Certified to impact loads specified in EN15512-2009**
- **Made from polyethylene compounded plastic**





Heights

Height (mm)
500



Widths

Widths (mm)
50 - 63mm
79 - 92mm
92 - 105mm



Depths

Depths (mm)
44



Application

Environment
Warehouse
Workshop
Storeroom



Construction

Plastic:
Polyethylene
compounded
plastic



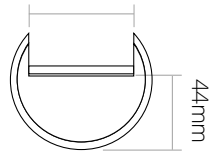
Loadings

Certified to
impact loads
specified in
EN15512-2009

Choose your upright protector size

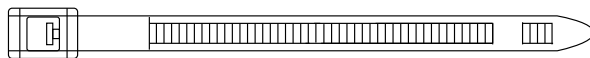


AVSI = 50 - 63mm
 AVB = 79-92mm
 AVC = 92-105mm



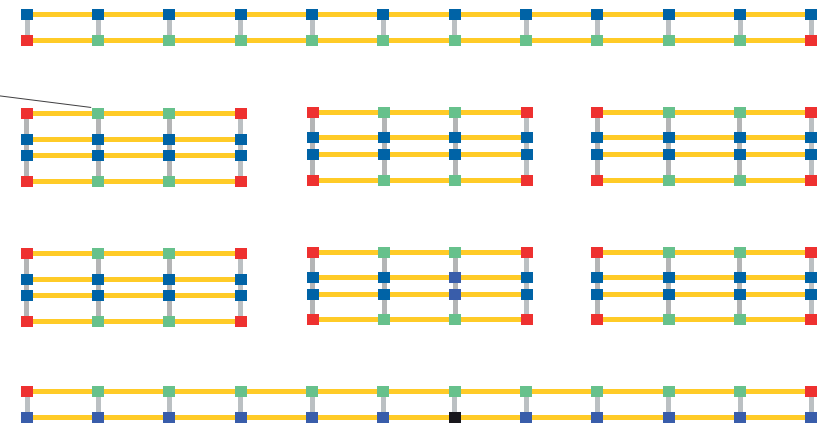
Description	Code	Upright Width	Height	Colour	Price
Visiplas Upright Protector	AVS1	50-63mm	500mm	Yellow	£19.30
Visiplas Upright Protector	AVB	79-92mm	500mm	Yellow	£20.85
Visiplas Upright Protector	AVC	92-105mm	500mm	Yellow	£21.60
Visiplas Cable Tie	AVQ	600mm	-	Yellow	£1.10

① Each protector comes with 3 cable ties. Two cable ties required for each protector. Additional cable ties can be ordered separately. Size : 610mm (W) X 16mm (H) Made from Nylon plastic.



Quick Release & Re-Usable Cable Tie

- Absorbs the impact energy preventing damage to the upright
- Available in several widths to suit different manufacturers' uprights
- Protectors are 500mm high and can be stacked two high (1000mm)
- Simple attachment to the rack uprights with 2 cable ties
- Quick release cable tie for easier maintenance checks
- Narrow design without reducing the clear entry of the bay
- High visibility yellow colour enhances position of upright location
- Injection moulded from a high impact plastic compound
- Distributes the collision load to an internal energy absorbing pad
- Chemical resistant and suitable for use in temperatures down to -35°C
- Design Registration No. 335225 and No. 335226



■ Intermediate uprights
 Visiplas Protector
 ■ Corner uprights
 (Steel Protectors)

① Our moulded rack protectors offer a high visibility bumper, which suits many of the leading pallet racking systems.

Corner Protector (Steel)



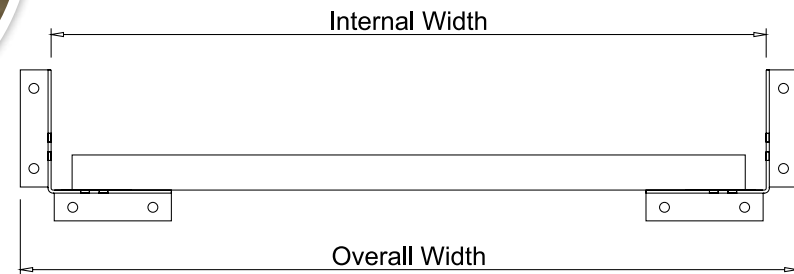
Size H x W x D	Code	Colour	Price
400x200x200mm	RPS/CCG4004	Yellow (RAL1003)	£55.20

Narrow Aisle Guard (Steel)



Size H x W x D	Code	Colour	Price
400x160x280	RPS/UCG4004	Yellow (RAL1003)	£67.15

Rack Protection Barriers



Floor Fixing



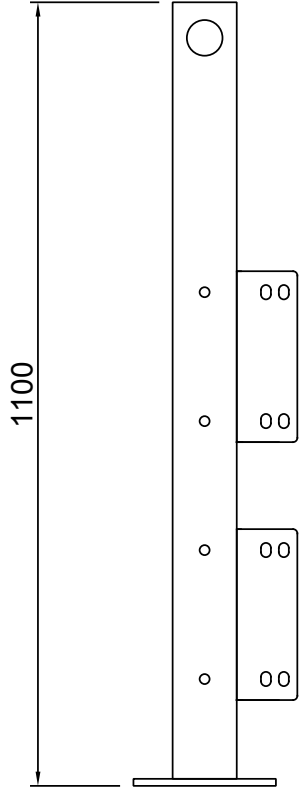
FFM12x100 M12x100 **£2.00**

Size W x H	Code	Overall Width	Internal Width	Colour	Price
1060x400mm	RPS/BRSET1060	1060-1110mm	960-1010mm	Yellow/Galv	£151.85
1260x400mm	RPS/BRSET1260	1260-1310mm	1160-1210mm	Yellow/Galv	£164.10
2230x400mm	RPS/BRSET2230	2210-2260mm	2110-2160mm	Yellow/Galv	£221.20
2480x400mm	RPS/BRSET2480	2460-2510mm	2360-2410mm	Yellow/Galv	£236.15
2560x400mm	RPS/BRSET2560	2610-2660mm	2510-2560mm	Yellow/Galv	£245.10

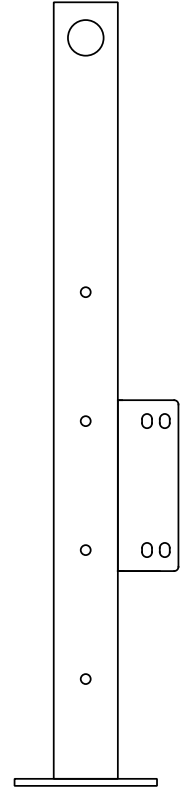
i Ideally suited for intermediate uprights with a slim profile that does not reduce the clear opening of the bay.



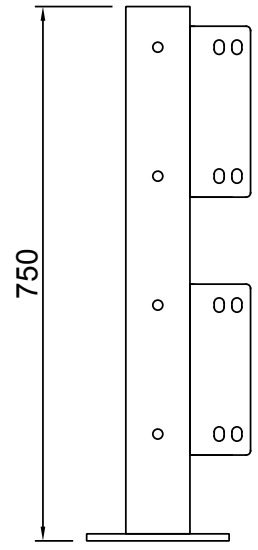
Let us design your Barrier Protection layout



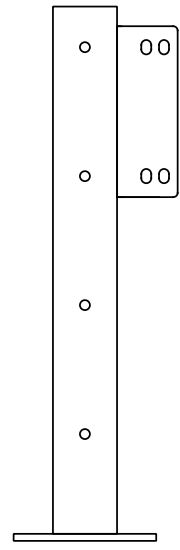
Double Barrier/Handrail



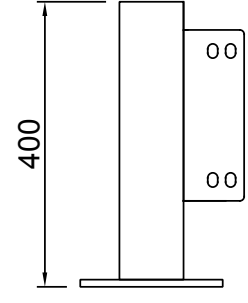
Single Barrier/Handrail



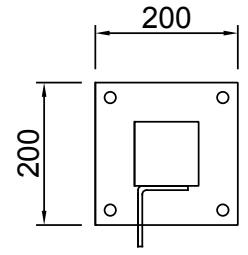
Double Barrier



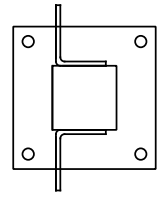
Single Barrier



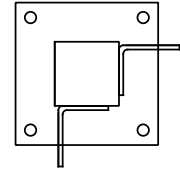
Single Barrier



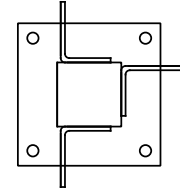
1 Way



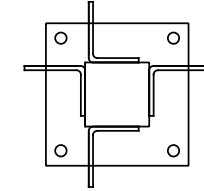
2 Way inline



2 Way Angled



3 Way



4 Way



Our moulded rack protectors offer a high visibility bumper, which suits many of the leading pallet racking systems.

Choose your Sigma Barrier

Our barrier protection system is designed to be solid and sturdy, whilst offering complete flexibility in design and layout.

Available in three heights, with the 1100mm high complete with a handrail at the top. The base rail uses a sturdy Sigma beam profile, which is then connected to the posts, by two styles of brackets, keeping everything quick and easy to design and install.



Sigma Barrier	Code	Price
900mm	RPS/GR0900/KT	£53.85
1100mm	RPS/GR1100/KT	£66.10
1950mm	RPS/GR1950/KT	£123.20
2050mm	RPS/GR2050/KT	£123.20
2300mm	RPS/GR2300/KT	£138.15
2450mm	RPS/GR2450/KT	£147.10
Handrail	Code	£64.65
1950mm	RPS/HR19/KT	£64.65

Barrier Posts	Code	1 Way	Code	2 Way Straight	Code	2 Way Corner	Code	3 Way	Code	4 Way
400mm (single)	RPS/IP400S/1W	£103.65	RPS/IP400S/2WS	£125.80	RPS/IP400S/2WC	£122.45	RPS/IP400S/3W	£144.60	RPS/IP400S/4W	£163.40
750mm (single)	RPS/IP750S/1W	£128.30	RPS/IP750S/2WS	£150.45	RPS/IP750S/2WC	£147.10	RPS/IP750S/3W	£169.25	RPS/IP750S/4W	£188.05
750mm (double)	RPS/IP750D/1W	£153.95	RPS/IP750D/2WS	£198.25	RPS/IP750D/2WC	£191.55	RPS/IP750D/3W	£235.85	RPS/IP750D/4W	£273.45
1100mm (single)	RPS/IP1100S/1W	£148.35	RPS/IP1100S/2WS	£170.50	RPS/IP1100S/2WC	£167.15	RPS/IP1100S/3W	£189.30	RPS/IP1100S/4W	£208.10
1100mm (double)	RPS/IP1100D/1W	£174.00	RPS/IP1100D/2WS	£218.30	RPS/IP1100D/2WC	£211.60	RPS/IP1100D/3W	£255.90	RPS/IP1100D/4W	£293.50

i Ideally suited for intermediate uprights with a slim profile that does not reduce the clear opening of the bay.



HEAVY DUTY 'RHINO TUFF' PLASTIC BINS

With a lifetime guarantee, these plastic bins will perform in any environment time and time again.

Their strong robust design and shock proof plastic make these bins ideal for heavy duty industrial applications. The quality and ergonomic design means all our plastic bins can be stacked securely or hung on louvre panels or rails making them efficient in any small part picking environment.

They have a large identification area as well as a large open picking face, meaning the contents are easily identified and picked. With 10 sizes to choose from plus a range of wall panels, racks, trolleys and shelving bays.

- **Small parts storage solution**
- **Made in tough shock proof plastic**
- **Lifetime guarantee**
- **Robust and ergonomic design**
- **Bins in 9 sizes, four colours**
- **Guaranteed delivery in 5 days**



Our range of 'Rhino Tuff' Plastic Bins come with a Lifetime Guarantee



Bin Code	W x D x H (mm)	Load (kg)	Available Colours
ARTB05	106 x 106 x 49	1.5	Red, Yellow, Blue
ARTB10	106 x 136 x 76	2.5	Red, Yellow, Blue, Grey
ARTB20	106 x 187 x 76	3.5	Red, Yellow, Blue, Grey
ARTB25	140 x 205 x 127	6.5	Red, Yellow, Blue, Grey
ARTB30	140 x 274 x 127	10	Red, Yellow, Blue, Grey
ARTB35	210 x 279 x 179	15	Red, Yellow, Blue
ARTB40	210 x 375 x 179	20	Red, Yellow, Blue, Grey
ARTB50	280 x 457 x 254	25	Red, Yellow, Blue, Grey
ARTB60	415 x 375 x 179	22	Blue
ARTB70	415 x 460 x 292	40	Blue

Application	Construction	Loadings
<p>Environment Workshop, Storeroom</p> <p>Usage Manufacturing, Small Parts Picking, High Density Storage</p>	<p>Heavy Duty Bins: Plastic Red, Yellow, Blue (ARTB60 & 70 - Blue Only)</p> <p>Recycled Bins: Plastic Light Grey</p>	<p>Various Loadings</p>



Our range of Louvre Panels



Louvre Panel					
Description	H x W (mm)	Code	Colour	LP Value (W x H)	Price
☉ Square Louvre Panel	457 x 457	ARTBPLV0505	Galv	6 x 9	£18.55
Portrait Louvre Panel	915 x 457	ARTBPLV1005P	Galv	6 x 19	£36.35
Landscape Louvre Panel	457 x 915	ARTBPLV0510L	Galv	13 x 9	£36.35
Bench Stand Louvre	457 x 457	ARTBBS0505	Galv	6 x 9	£40.75

Spigots					
Description	Ref.	Code	Colour	LP Value (W x H)	Price
Single Prong 200mm	A	ARTBSPSP200	Grey	1 x 2	£2.85
Square Tube 150mm	B	ARTBSPST150	Grey	1 x 2	£3.75
Square Tube 300mm	C	ARTBSPST300	Grey	1 x 2	£4.70
Double Prong 200mm	D	ARTBSPDP200	Grey	1 x 2	£3.55
Euro Hook 200mm	E	ARTBSPEK200	Grey	1 x 2	£3.90
Steel Hook 200mm	F	ARTBSPHK200	Grey	1 x 2	£3.75

Plastic Bin Features

- 1 Slot in dividers for bins ARTB30, 35, 40, 50, 60 and 70
- 2 Full length rear lip for louvre panels
- 3 Reinforced side walls to stop spreading
- 4 Extra wide and reinforced stacking base
- 5 Moulded finger grips for greater comfort
- 6 Large label area for better identification
- 7 Stop to prevent stacked bins slipping



☉ LP Value - Louvre Panel Value - the number of tongues on a louvre panel.

Lifetime Guaranteed range of 'Rhino Tuff' Plastic Bins



Plastic Bins					
W x D x H (mm)	Code	Colour	LP Value (W x H)	Coloured Bin Price	Grey Bin Price
106 x 106 x 49	ARTB05	Red, Blue, Yellow	1.5 x 2	£0.95	-
106 x 136 x 76	ARTB10	Red, Blue, Yellow	1.5 x 2	£1.15	£1.05
106 x 187 x 76	ARTB20	Red, Blue, Yellow	1.5 x 2	£1.55	£1.30
140 x 205 x 127	ARTB25	Red, Blue, Yellow	2 x 3	£3.00	£2.50
140 x 274 x 127	ARTB30	Red, Blue, Yellow	2 x 3	£3.90	£3.40
210 x 279 x 179	ARTB35	Red, Blue, Yellow	3 x 4	£6.30	-
210 x 375 x 179	ARTB40	Red, Blue, Yellow	3 x 4	£9.15	£7.60
280 x 457 x 254	ARTB50	Red, Blue, Yellow	4 x 6	£16.40	14.20
415 x 375 x 179	ARTB60	Blue	6 x 4	£15.75	-
415 x 460 x 292	ARTB70	Blue	6 x 6	£23.75	-

i Supplied with label

Dividers			
D x H (mm)	Code	Colour	Price
127 x 274	ARTBDIV3	Black	£1.10
179 x 279	ARTBDIV35	Black	£1.60
375 x 179	ARTBDIV4	Black	£1.75
457 x 254	ARTBDIV5	Black	£3.05
370 x 179	ARTBDIV6	Black	£1.75
460 x 292	ARTBDIV7	Black	£3.25



i All bins can be stacked or hung on louvre panels. Light grey bins made for recycled material.



Plastic Bins on Wall Louvre Panels (457 x 457mm) and Bench Stands



Wall Kit N

H x W (mm)	Code	Price
457 x 457	ARTBKITWN	£47.25

i Includes 457 x 457mm louvre panel with 4 x ARTB10, 8 x ARTB20, 3 x ARTB30 bins



Wall Kit P

H x W (mm)	Code	Price
457 x 457	ARTBKITWP	£43.85

i Includes 457 x 457mm louvre panel with 4 x ARTB10, 3 x ARTB25, 3 x ARTB30 bins



Wall Kit Q

H x W (mm)	Code	Price
457 x 457	ARTBKITWQ	£53.65

i Includes 457 x 457mm louvre panel with 9 x ARTB30 bins



Wall Kit T

H x W (mm)	Code	Price
457 x 457	ARTBKITWT	£43.35

i Includes 457 x 457mm louvre panel with 16 x ARTB20 bins



Bench Stand Kit N

H x W (mm)	Code	Price
457 x 457	ARTBKITBN	£69.45

i Includes 457 x 457mm louvre panel with 4 x ARTB10, 8 x ARTB20, 3 x ARTB30 bins



Bench Stand Kit P

H x W (mm)	Code	Price
457 x 457	ARTBKITBP	£66.05

i Includes 457 x 457mm louvre panel with 4 x ARTB10, 3 x ARTB25, 3 x ARTB30 bins



Bench Stand Kit Q

H x W (mm)	Code	Price
457 x 457	ARTBKITBQ	£75.85

i Includes 457 x 457mm louvre panel with 9 x ARTB30 bins



Bench Stand Kit T

H x W (mm)	Code	Price
457 x 457	ARTBKITBT	£65.55

i Includes 457 x 457mm louvre panel with 16 x ARTB20 bins

i Need help configuring the right bin on a louvre - please contact us.


Plastic Bins on landscape Wall Louvre Panels (457 x 915mm)



Wall Kit AL		
H x W (mm)	Code	Price
457 x 915	ARTBKITWAL	£106.55
ⓘ Includes 457 x 915mm louvre panel with 18 x ARTB30 bins		

Wall Kit BL		
H x W (mm)	Code	Price
457 x 915	ARTBKITWBL	£99.35
ⓘ Includes 457 x 915mm louvre panel with 8 x ARTB10, 8 x ARTB20, 6 x ARTB25, 6 x ARTB30 bins		

Wall Kit CL		
H x W (mm)	Code	Price
457 x 915	ARTBKITWCL	£108.75
ⓘ Includes 457 x 915mm louvre panel with 8 x ARTB20, 6 x ARTB30, 4 x ARTB40 bins		



Wall Kit DL		
H x W (mm)	Code	Price
457 x 915	ARTBKITWDL	£79.55
ⓘ Includes 457 x 915mm louvre panel with 16 x ARTB10, 16 x ARTB20 bins		

Wall Kit EL		
H x W (mm)	Code	Price
457 x 915	ARTBKITWEL	£83.55
ⓘ Includes 457 x 915mm louvre panel with 8 x ARTB05, 8 x ARTB10, 8 x ARTB20, 6 x ARTB25 bins		

Wall Kit FL		
H x W (mm)	Code	Price
457 x 915	ARTBKITWFL	£114.35
ⓘ Includes 457 x 915mm louvre panel with 6 x ARTB25, 6 x ARTB30, 4 x ARTB40 bins		

ⓘ We also offer mobile louvre trolleys providing great flexibility to your workplace - see p.108.



Keep small parts organised with our Plastic Bins Louvre Kits



Wall Kit JP		
H x W (mm)	Code	Price
915 x 457	ARTBKITWJP	£70.55
ⓘ Includes 915 x 457mm louvre panel with 36 x ARTB05		



Wall Kit KP		
H x W (mm)	Code	Price
915 x 457	ARTBKITWKP	£77.75
ⓘ Includes 915 x 457mm louvre panel with 36 x ARTB10		



Wall Kit LP		
H x W (mm)	Code	Price
915 x 457	ARTBKITWLP	£85.75
ⓘ Includes 915 x 457mm louvre panel with 16 x ARTB10, 20 x ARTB20		



Wall Kit MP		
H x W (mm)	Code	Price
915 x 457	ARTBKITWMP	£90.35
ⓘ Includes 915 x 457mm louvre panel with 18 x ARTB25		



Wall Kit NP		
H x W (mm)	Code	Price
915 x 457	ARTBKITWNP	£98.45
ⓘ Includes 915 x 457mm louvre panel with 9 x ARTB25, 9 x ARTB30		



Wall Kit PP		
H x W (mm)	Code	Price
915 x 457	ARTBKITWPP	£101.90
ⓘ Includes 915 x 457mm louvre panel with 4 x ARTB10, 4 x ARTB20, 3 x ARTB25, 3 x ARTB30, 2 x ARTB40, 1 x ARTB60		



Wall Kit QP		
H x W (mm)	Code	Price
915 x 457	ARTBKITWQP	£104.45
ⓘ Includes 915 x 457mm louvre panel with 4 x ARTB40, 2 x ARTB60		



Wall Kit RP		
H x W (mm)	Code	Price
915 x 457	ARTBKITWRP	£107.60
ⓘ Includes 915 x 457mm louvre panel with 3 x ARTB70		

ⓘ Check out our fantastic range of shelving systems that are ideal for storing bins.



Efficient way to organise high density small part picking walls



LOUVRE RACKS

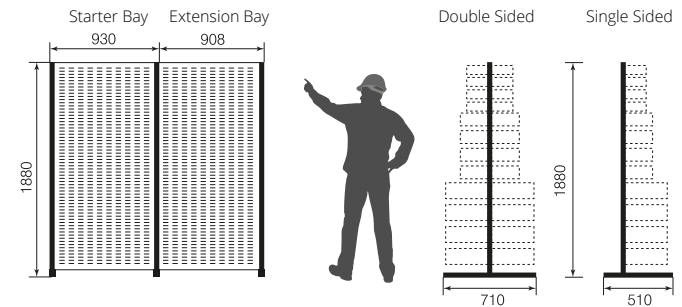
Our range of louvre racks provide an efficient way to organise small parts bins which include every size for our Rhino range.

The racks provide a simple way to organise small part storage bins, providing a high density storage solution whilst maintaining an efficient way to retrieve items from the picking face.

The frames are made from strong box section profiles finished in light grey RAL 7035 and the louvre panels from hard wearing galvanized steel.



Louvre Rack dimensions (mm)



Louvre Racks (no bins)

Description	H x W (mm)	Code	Price
Starter Rack - Single Sided	1920 x 930	ARTBRKSSS	£288.95
Extension Rack - Single Sided	1920 x 930	ARTBRKSSE	£226.00
Starter Rack - Double Sided	1920 x 930	ARTBRKDSS	£452.00
Extension Rack - Double Sided	1920 x 930	ARTBRKDSE	£389.05

Price includes frames with adjustable feet, 3 x louvre panels per side and all necessary fixings

For dust free storage, see our range of Tilt Bins starting on Page 112.

High density storage solution with Louvre Racks and Plastic Bins



Single sided starter Louvre Rack with bins Kit A



Single sided starter Louvre Rack with bins Kit B



Single sided starter Louvre Rack with bins Kit C

Louvre Rack with Bins - Kit A

Single Sided Racks	H x W (mm)	Code	Price
Starter Rack (Single Sided - Kit A)	1920 x 930	ARTBRKSSSA	£547.05
Extension Rack (Single Sided - Kit A)	1920 x 930	ARTBRKSSEA	£484.10

i Price includes single sided louvre rack with 16 x ARTB10, 24 x ARTB20, 12 x ARTB30, 8 x ARTB40, 6 x ARTB50 bins

Double Sided Racks	H x W (mm)	Code	Price
Starter Rack (Double Sided - Kit A)	1920 x 930	ARTBRKDSSA	£968.20
Extension Rack (Double Sided - Kit A)	1920 x 930	ARTBRKDSEA	£905.25

i Price includes double sided louvre rack with 32 x ARTB10, 48 x ARTB20, 24 x ARTB30, 16 x ARTB40, 12 x ARTB50 bins

Louvre Rack with Bins - Kit B

Single Sided Racks	H x W (mm)	Code	Price
Rack B (Single Sided Starter)	1920 x 930	ARTBRKSSSB	£578.55
Rack B (Single Sided Extension)	1920 x 930	ARTBRKSSEB	£515.60

i Price includes single sided louvre rack with 32 x ARTB20, 24x ARTB30, 16 x ARTB40 bins

Double Sided Racks	H x W (mm)	Code	Price
Rack B (Double Sided Starter)	1920 x 930	ARTBRKDSSB	£1,031.20
Rack B (Double Sided Extension)	1920 x 930	ARTBRKDSEB	£968.25

i Price includes double sided louvre rack with 64 x ARTB20, 48 x ARTB30, 32 x ARTB40 bins

Louvre Rack with Bins - Kit C

Single Sided Racks	H x W (mm)	Code	Price
Rack C (Single Sided Starter)	£557.15	ARTBRKSSSC	£557.15
Rack C (Single Sided Extension)	£494.20	ARTBRKSECC	£494.20

i Price includes single sided louvre rack with 24 x ARTB10, 24 x ARTB20, 24 x ARTB30, 12 x ARTB40 bins

Double Sided Racks	H x W (mm)	Code	Price
Rack C (Double Sided Starter)	1920 x 930	ARTBRKDSSC	£988.40
Rack C (Double Sided Extension)	1920 x 930	ARTBRKDSEC	£925.45

i Price includes double sided louvre rack with 48 x ARTB10, 48 x ARTB20, 48 x ARTB30, 24 x ARTB40 bins

i Use louvre racks as standalone units or save money by building them in a row.



Best mobile solution for small parts picking



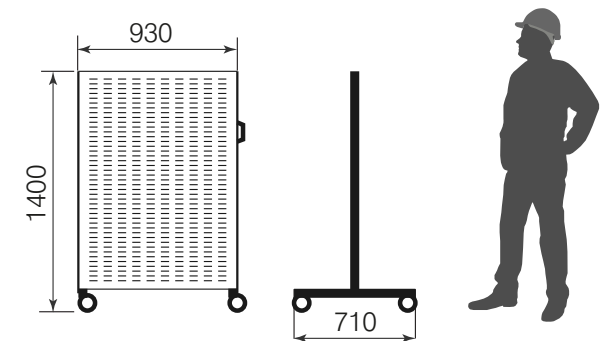
LOUVRE TROLLEYS

Save wasted time travelling to items stored in static shelving installations by putting all your small parts storage bins onto our Louvre Trolleys.

Each trolley has been designed to perform to the highest standards with a robust frame design and tough galvanised louvre panels. Each unit comes with an ergonomic plastic handle so the unit can be comfortably moved. The trolley is fitted with heavy duty swivel castors, that offer ease of movement. Two of the castors are braked, which means the trolley can be secured when not in use.



Louvre Trolley dimensions (mm)



ⓘ If you are looking for a mobile solution, we have a range of Mobile Workbenches on Page 42.

Louvre Trolley kits with Plastic Bins

Double sided louvre trolley



Double sided louvre trolley kit A



Double sided louvre trolley kit B



Double Sided Trolley (no bins)

H x W (mm)	Code	Price
1425 x 930	ARTBTY	£387.70

Price includes complete trolley with 2 x braked + 2 x un-braked swivel castors, plastic handle and louvre panels on both sides

Double Sided Trolley with Bins (A)

H x W (mm)	Code	Price
1425 x 930	ARTBTYA	£723.70

Price includes complete trolley with 2x braked + 2 x un-braked swivel castors, plastic handle, louvre panels, 96 x ARTB20 and 48 x ARTB30 bins

Double Sided Trolley with Bins (B)

H x W (mm)	Code	Price
1425 x 930	ARTBTYB	£769.30

Price includes complete trolley with 2x braked + 2 x un-braked swivel castors, plastic handle, louvre panels, 32 x ARTB10, 48 x ARTB20, 24x ARTB30 and 16 x ARTB40 bins





RIVET BAYS WITH PLASTIC BINS

A range of our J Rivet bays complete with our plastic storage bins.

The rivet bays have excellent strength and rigidity and offer full access on all four sides. There is a range of bays that have back to back bins offering picking from both faces of the single bay.



J Rivet Bay with Bins - Depth 305mm

H x W x D (mm)	Code	Price
1830 x 915 x 305	ARTBJRRH01	£309.40

① Includes J Rivet bay with 48 x ARTB30 bins



J Rivet Bay with Bins - Depth 457mm

H x W x D (mm)	Code	Price
1830 x 915 x 457	ARTBJRRH02	£435.25

① Includes J Rivet bay with 32 x ARTB40 bins



J Rivet Bay with Bins - Depth 457mm

H x W x D (mm)	Code	Price
1830 x 915 x 457	ARTBJRRH03	£307.45

① Includes J Rivet bay with 12 x ARTB50 bins



J Rivet Bay with Bins - Depth 610mm

H x W x D (mm)	Code	Price
1830 x 915 x 610	ARTBJRRH04	£537.10

① Includes J Rivet bay with 96 x ARTB30 bins

5
YEAR
Guarantee

5
DAYS
Delivery

20
MINS
Assembly

Boltless

from
£590.⁸⁵

EXPO 4 BAYS WITH PLASTIC BINS

A range of EXPO 4 boltless shelving bays with our plastic storage bins.

All bays come complete with a open sides. Units are 2000mm high and are supplied with all plastic bins and labels. Please see the details below for bin quantities.

180
KG
Shelf Load

Storeroom

Workshop



EXPO 4 Bay with Bins - Depth 400mm		
H x W x D (mm)	Code	Price
2000 x 1150 x 400	ARTBEXRH01	£783.90
<p><i>i</i> Includes EXPO 4 bay with 9 shelves and 40 x ARTB40 bins</p>		

EXPO 4 Bay with Bins - Depth 400mm		
H x W x D (mm)	Code	Price
2000 x 1150 x 400	ARTBEXRH02	£807.30
<p><i>i</i> Includes EXPO 4 bay with 10 shelves, 32 x ARTB30 and 25 x ARTB40 bins</p>		

EXPO 4 Bay with Bins - Depth 500mm		
H x W x D (mm)	Code	Price
2000 x 1000 x 500	ARTBEXRH03	£590.85
<p><i>i</i> Includes EXPO 4 bay with 7 shelves and 18 x ARTB50 bins</p>		

EXPO 4 bay with Bins - Depth 300mm		
H x W x D (mm)	Code	Price
2000 x 1150 x 300	ARTBEXRH04	£740.75
<p><i>i</i> Includes EXPO 4 bay with 11 shelves and 80 x ARTB30 bins</p>		

i For more information and technical specifications of Expo 4 Shelving system, please see pages 46 - 55.



Louvre adapter clip



Ergonomic handle

Tilt Bin Application



Tilt Bins can be **stacked** or **interlocked side-by-side**



Secure Rhino Tilt Bins to a **wall** or fix them to a **louvre panel** or **trolley**



NEW RHINO TILT BINS

Tilt Bins are designed with meticulous care for storage applications where products need to be stored, viewed and retrieved quickly, whilst remaining free from dirt and dust.

It has been designed as a two-component binning system formed of a cabinet and tilting bin, which pivots at the front bottom edge of the bin. Bins are available in four heights, widths and depths.

- **Stack or interlock Tilt Bins side-by-side**
- **Use as a self-supporting structure, fix to a wall or Louvre panel using its specially designed adapter clip**
- **Large front handles with ergonomic grip**
- **Great for space saving and organising small parts**



Rhino Tilt Bin with Cabinet



Rhino Tilt Bin



Heights

Height (mm)
92, 141, 193, 283,



Widths

Widths (mm)
73, 108, 144, 215,



Depths

Depths (mm)
50, 90, 121, 167



Application

Environment
Hospitals, Storeroom, Workshop, Office, Warehouse

Usage
Small Part Picking



Construction

Cabinet: **Plastic**
Grey RAL7035

Tilt Bin: **High Impact Polystyrene**
Transparent



Loadings

Contact sales office for details

Create your own Tilt Bin kits... Or choose from our pre-configured kits

1. Rhino Tilt Bin Size 1

RTB 1 LP Values (W x H)
1 x 2

2

RTB 2 LP Values (W x H)
1.5 x 3

3

RTB 3 LP Values (W x H)
2 x 4

4

RTB 4 LP Values (W x H)
3 x 6

Square Louvre Panels
(457x457mm)

Total LP Value (W x H)
6 x 9



Portrait Louvre Panels
(457x915mm)

Total LP Value (W x H)
6 x 19

+ Louvre Panel

Description	W x H (mm)	Price Code	LP Value (W x H)	Price
Square Louvre Panel	457 x 457	ARTBPLV0505	6 x 9	£18.55
Portrait Louvre Panel	457 X 915	ARTBPLV1005P	6 x 19	£36.35
Landscape Louvre Panel	915 X 457	ARTBPLV0510L	13 x 6	£36.35
Bench Stand Louvre	457 x 457	ARTBBS0505	6 x 9	£40.75

+ Rhino Tilt Bins

Description	W x D x H (mm)	Price Code	LP Value (W x H)	Price
Rhino tilt bin size 1	73 x 50 x 92	RTB1	1 x 2	£2.65
Rhino tilt bin size 2	108 x 90 x 141	RTB2	1.5 x 3	£4.95
Rhino tilt bin size 3	144 x 121 x 193	RTB3	2 x 3	£9.60
Rhino tilt bin size 4	215 x 167 x 283	RTB4	3 x 6	£20.45
Rhino tilt bin spacer (For Bin 3)	68 x 120 x 190	RTB/SPR	-	£3.80

Square Louvre Kit A

W x H (mm)	Price Code	Price
457 x 457	RTBKITA	£82.15

Square Louvre Kit B

W x H (mm)	Price Code	Price
457 x 457	RTBKITB	£77.95

Square Louvre Kit C

W x H (mm)	Price Code	Price
457 x 457	RTBKITC	£76.15

Square Louvre Kit D

W x H (mm)	Price Code	Price
457 x 457	RTBKITD	£59.45



Portrait Louvre Kit A			Portrait Louvre Kit B			Portrait Louvre Kit C			Portrait Louvre Kit D		
W x H (mm)	Price Code	Price	W x H (mm)	Price Code	Price	W x H (mm)	Price Code	Price	W x H (mm)	Price Code	Price
457 x 915	RTBKITAP	£163.55	457 x 915	RTBKITBP	£155.15	457 x 915	RTBKITCP	£151.55	457 x 915	RTBKITDP	£159.05
Includes 457x915 Louvre Panel, 48 x RTB1			Includes 457x915 Louvre Panel, 24 x RTB2			Includes 457x915 Louvre Panel, 12 x RTB3			Includes 457x915 Louvre Panel, 6 x RTB4		

i Operate Rhino Tilt Bins using the large, ergonomic plastic handles



Rhino Tilt Bin kits with Louvre Trolleys



Double-Sided Louvre Trolley Kit A		
W x H (mm)	Code	Price
930 x 1425	RTBTYA	£1,052.10
ⓘ Includes 930 x 1425 trolley, 24 RTB1, 32 RTB2, 12 RTB3, 16 RTB4		



Double-Sided Louvre Trolley Kit B		
W x H (mm)	Code	Price
930 x 1425	RTBTYB	£1,067.30
ⓘ Includes 930 x 1425 trolley, 48 RTB1, 32 RTB2, 24 RTB3, 8 RTB4		



Double-Sided Louvre Trolley Kit C		
W x H (mm)	Code	Price
930 x 1425	RTBTYC	£1,050.10
ⓘ Includes 930 x 1425 trolley, 64 RTB2, 36 RTB3		



Double-Sided Louvre Trolley Kit D		
W x H (mm)	Code	Price
930 x 1425	RTBTYD	£1,046.50
ⓘ Includes 930 x 1425 trolley, 72 RTB1, 48 RTB2, 24 RTB3		

Create your own kit



12 x RTB 1 LP Values (W x H)
12 x 2



8 x RTB 2 LP Values (W x H)
12 x 3



6 x RTB 3 LP Values (W x H)
12 x 4



4 x RTB 4 LP Values (W x H)
12 x 6

Double-Sided Louvre Trolleys



Total LP Value (W x H)
12 x 24 (Per Side)

Single-Sided Louvre Rack



Total LP Value (W x H)
12 x 36

Double-Sided Louvre Rack



Total LP Value (W x H)
12 x 36 (Per Side)

ⓘ Use Rhino Tilt Bins as a self-supporting structure by stacking or interlocking bins

Pricing & Sizes

+ Double Sided Louvre Trolley				
Description	W x H (mm)	Price Code	LP Value (W x H)	Price
Double Sided Trolley	930 x 1425	ARTBTY	12 x 24	£387.70
+ Single Sided Louvre Rack				
Rack (Single Sided Starter)	930 x 1920	ARTBRKSS	12 x 36	£288.95
Rack (Single Sided Extension)	930 x 1920	ARTBRKSE	12 x 36	£226.00
+ Double Sided Louvre Rack				
Rack (Double Sided Starter)	930 x 1920	ARTBRKSS	12 x 36	£452.00
Rack (Double Sided Extension)	930 x 1920	ARTBRKDE	12 x 36	£389.05
+ Rhino Tilt Bins				
Rhino tilt bin size 1	73 x 50 x 92	RTB1	1 x 2	£2.65
Rhino tilt bin size 2	108 x 90 x 141	RTB2	1.5 x 3	£4.95
Rhino tilt bin size 3	144 x 121 x 193	RTB3	2 x 3	£9.60
Rhino tilt bin size 4	215 x 167 x 283	RTB4	3 x 6	£20.45
Rhino tilt bin spacer (For Bin 3)	68 x 120 x 190	RTB/SPR	-	£3.80

from
£2.⁶⁵

5
YEAR
Guarantee

3
DAYS
Delivery



Rhino Tilt Bin kits with Louvre Racks



Single-Sided Louvre Rack Kit A		
W x H (mm)	Code	Price
930 x 1920	RTBSSSA	£797.75
Includes 930 x 1920 single sided rack, 192 RTB1		



Single-Sided Louvre Rack Kit B		
W x H (mm)	Code	Price
930 x 1920	RTBSSSB	£764.15
Includes 930 x 1920 single sided rack, 96 RTB2		



Single-Sided Louvre Rack Kit C		
W x H (mm)	Code	Price
930 x 1920	RTBSSSC	£749.75
Includes 930 x 1920 single sided rack, 48 RTB3		



Single-Sided Louvre Rack Kit D		
W x H (mm)	Code	Price
930 x 1920	RTBSSSD	£779.75
Includes 930 x 1920 single sided rack, 24 RTB4		



Double-Sided Louvre Rack Kit A		
W x H (mm)	Code	Price
930 x 1920	RTBDSSA	£1,389.60
Includes 930 x 1920 double sided rack, 72 RTB1, 48 RTB2, 36 RTB3, 8 RTB4		



Double-Sided Louvre Rack Kit B		
W x H (mm)	Code	Price
930 x 1920	RTBDSSB	£1,374.40
Includes 930 x 1920 double sided rack, 48 RTB1, 48 RTB2, 24 RTB3, 16 RTB4		



Double-Sided Louvre Rack Kit C		
W x H (mm)	Code	Price
930 x 1920	RTBDSSC	£1,422.80
Includes 930 x 1920 double sided rack, 48 RTB1, 48 RTB2, 12 RTB3, 24 RTB4		



Double-Sided Louvre Rack Kit D		
W x H (mm)	Code	Price
930 x 1920	RTBDSSD	£1,443.60
Includes 930 x 1920 double sided rack, 24 RTB1, 32 RTB2, 12 RTB3, 32 RTB4		

Rhino Tilt Bins are built with robust, high-impact polystyrene, providing security to items inside



RHINO TILT BINS LOUVRE RACKS

TILT BIN FRAMES & STANDS

Tilt Bins are designed to be wall mounted using the special wall mounting frame kit or be mounted on a self supporting, single or double sided stand.

Tilt bins with retaining bars are ideal in any situation where the tilt bins need to be secured such as Vans & mobile work areas but can also be unsecured quickly for easy access.



Retaining bar



How to affix Tilt Bins on Vertical Frames

1. Having removed the Tilt Bin, insert the screw corresponding to the screw holes in the Tilt Bin Cabinet.



3. Interlock the cabinets by sliding front to back. Then insert the fixing plates into the vertical frame.



2. Screw into the Fixing Plate on the back of the Tilt Bin Cabinet.



4. Once in place tighten the screws to affix the Tilt Bin cabinet to the vertical frame.



Tilt Bins with Retaining Bar ideal for Van Kits & Mobile Work Areas



Code	Description	Qty & Bin Type	Price
RTB1VK	Tilt Bin Kit 1 with Retaining Bar	6 x RTB1	£16.90
RTB2VK	Tilt Bin Kit 2 with Retaining Bar	4 x RTB2	£20.80
RTB3VK	Tilt Bin Kit 3 with Retaining Bar	3 x RTB3	£29.90
RTB4VK	Tilt Bin Kit 4 with Retaining Bar	2 x RTB4	£42.00


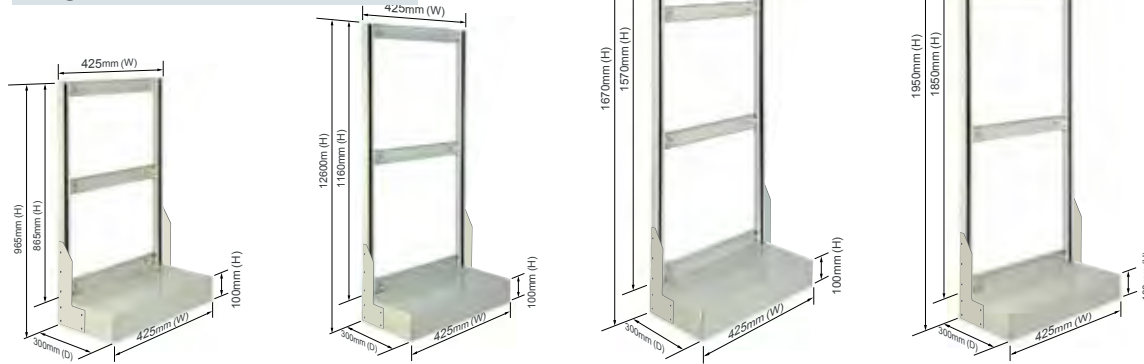
Use Rhino Tilt Bins as a self-supporting structure by stacking or interlocking bins

Configure your own kit by selecting your frame & bin type



Single Sided Stand

W x H x D (mm)	Code	Price
425x965x300	RTBSS/042/095	£59.00
425x1260x300	RTBSS/042/125	£63.90
425x1670x300	RTBSS/042/165	£73.05
425x1950x300	RTBSS/042/195	£77.10
(i)	Does not include Bins	



+ Rhino Tilt Bins

Description	W x D x H (mm)	Price Code	Price
Rhino Tilt Bin Size 1	73 x 50 x 92	RTB1	£2.65
Rhino Tilt Bin Size 2	108 x 90 x 141	RTB2	£4.95
Rhino Tilt Bin Size 3	144 x 121 x 193	RTB3	£9.60
Rhino Tilt Bin Size 4	215 x 167 x 283	RTB4	£20.45

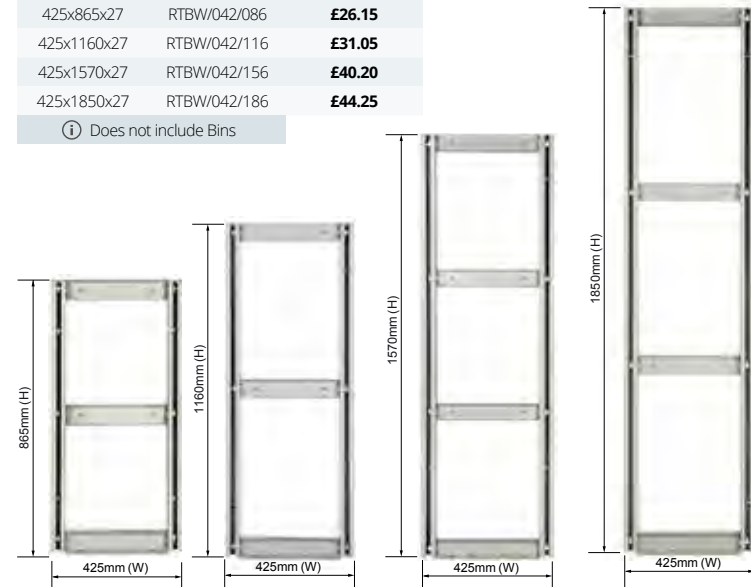
Double Sided Stand

W x H x D (mm)	Code	Code
425x965x600	RTBDS/042/095	£118.00
425x1260x600	RTBDS/042/125	£127.80
425x1670x600	RTBDS/042/156	£146.00
425x1950x600	RTBDS/042/195	£154.20
(i)	Does not include Bins	



Wall Mounted Frame

W x H x D (mm)	Code	Price
425x865x27	RTBW/042/086	£26.15
425x1160x27	RTBW/042/116	£31.05
425x1570x27	RTBW/042/156	£40.20
425x1850x27	RTBW/042/186	£44.25
(i)	Does not include Bins	



(i) Rhino Tilt Bins can be secured to louvre panels using the specially designed adapter clip

Choose from our pre-configured kits

Kit Type 1



Type	W x H (mm)	Code	Price
Wall Mounted	425x865	RTBW-01	£171.95
Single Sided	425x965x300	RTBSS-01	£204.80
Kits Include: 54 x RTB1			
Double Sided	425x965x600	RTBDS-01	£409.60
Kits Include: 108 x RTB1			

Kit Type 2



Type	W x H (mm)	Code	Price
Wall Mounted	425x865	RTBW-02	£146.75
Single Sided	425x965x300	RTBSS-02	£179.60
Kits Include: 24 x RTB2			
Double Sided	425x965x600	RTBDS-02	£359.20
Kits Include: 48 x RTB2			

Kit Type 3



Type	W x H (mm)	Code	Price
Wall Mounted	425x865	RTBW-03	£158.75
Single Sided	425x965x300	RTBSS-03	£191.60
Kits Include: 6 x RTB1, 12 x RTB3			
Double Sided	425x965x600	RTBDS-03	£383.20
Kits Include: 12 x RTB1, 24 x RTB3			

Kit Type 4



Type	W x H (mm)	Code	Price
Wall Mounted	425x865	RTBW-04	£149.75
Single Sided	425x965x300	RTBSS-04	£182.60
Kits Include: 6 x RTB4			
Double Sided	425x965x600	RTBDS-04	£365.20
Kits Include: 12 x RTB4			

Kit Type 5



Type	W x H (mm)	Code	Price
Wall Mounted	425x865	RTBW-05	£156.95
Single Sided	425x965x300	RTBSS-05	£189.80
Kits Include: 12 x RTB1, 8 x RTB2, 6 x RTB3			
Double Sided	425x965x600	RTBDS-05	£379.60
Kits Include: 24 x RTB1, 16 x RTB2, 12 x RTB3			

Kit Type 6



Type	W x H (mm)	Code	Price
Wall Mounted	425x865	RTBW-06	£152.85
Single Sided	425x965x300	RTBSS-06	£185.70
Kits Include: 6 x RTB1, 8 x RTB2, 3 x RTB3, 2 x RTB4			
Double Sided	425x965x600	RTBDS-06	£371.40
Kits Include: 12 x RTB1, 16 x RTB2, 6 x RTB3, 4 x RTB4			

Kit Type 7



Type	W x H (mm)	Code	Price
Wall Mounted	425x865	RTBW-07	£148.75
Single Sided	425x965x300	RTBSS-07	£181.60
Kits Include: 8 x RTB2, 4 x RTB4			
Double Sided	425x965x600	RTBDS-07	£363.20
Kits Include: 16 x RTB2, 8 x RTB4			

Kit Type 8



Type	W x H (mm)	Code	Price
Wall Mounted	425x865	RTBW-08	£162.05
Single Sided	425x965x300	RTBSS-08	£194.90
Kits Include: 18 x RTB1, 9 x RTB3			
Double Sided	425x965x600	RTBDS-08	£389.80
Kits Include: 36 x RTB1, 18 x RTB3			

Kit Type 9



Type	W x H (mm)	Code	Price
Wall Mounted	425x1160	RTBW-09	£225.45
Single Sided	425x1260x300	RTBSS-09	£258.30
Kits Include: 72 x RTB1			
Double Sided	425x1260x600	RTBDS-09	£516.60
Kits Include: 144 x RTB1			

Kit Type 10



Type	W x H (mm)	Code	Price
Wall Mounted	425x1160	RTBW-10	£191.85
Single Sided	425x1260x300	RTBSS-10	£224.70
Kits Include: 32 x RTB2			
Double Sided	425x1260x600	RTBDS-10	£449.40
Kits Include: 64 x RTB2			

Kit Type 11



Type	W x H (mm)	Code	Price
Wall Mounted	425x1160	RTBW-11	£205.65
Single Sided	425x1260x300	RTBSS-11	£238.50
Kits Include: 18 x RTB3			
Double Sided	425x1260x600	RTBDS-11	£477.00
Kits Include: 36 x RTB3			

Kit Type 12



Type	W x H (mm)	Code	Price
Wall Mounted	425x1160	RTBW-12	£195.85
Single Sided	425x1260x300	RTBSS-12	£228.70
Kits Include: 8 x RTB4			
Double Sided	425x1260x600	RTBDS-12	£457.40
Kits Include: 16 x RTB4			

Kit Type 13



Type	W x H (mm)	Code	Price
Wall Mounted	425x1160	RTBW-13	£203.05
Single Sided	425x1260x300	RTBSS-13	£235.90
Kits Include: 12 x RTB, 8 x RTB2, 6 x RTB3, 2 x RTB4			
Double Sided	425x1260x600	RTBDS-13	£471.80
Kits Include: 24 x RTB1, 16 x RTB2, 12 x RTB3, 4 x RTB4			

Kit Type 14



Type	W x H (mm)	Code	Price
Wall Mounted	425x1160	RTBW-14	£198.95
Single Sided	425x1260x300	RTBSS-14	£231.80
Kits Include: 6 x RTB1, 8 x RTB2, 3 x RTB3, 4 x RTB4			
Double Sided	425x1260x600	RTBDS-14	£463.60
Kits Include: 12 x RTB1, 16 x RTB2, 6 x RTB3, 8 x RTB4			

Kit Type 15



Type	W x H (mm)	Code	Price
Wall Mounted	425x1160	RTBW-15	£198.75
Single Sided	425x1260x300	RTBSS-15	£231.60
Kits Include: 16 x RTB2, 9 x RTB3			
Double Sided	425x1260x600	RTBDS-15	£463.20
Kits Include: 32 x RTB2, 18 x RTB3			

Kit Type 16



Type	W x H (mm)	Code	Price
Wall Mounted	425x1160	RTBW-16	£210.45
Single Sided	425x1260x300	RTBSS-16	£243.30
Kits Include: 30 x RTB1, 8 x RTB2, 6 x RTB3			
Double Sided	425x1260x600	RTBDS-16	£486.60
Kits Include: 60 x RTB1, 16 x RTB2, 12 x RTB3			

Kit Type 17



Type	W x H (mm)	Code	Price
Wall Mounted	425x1570	RTBW-17	£315.60
Single Sided	425x1670x300	RTBSS-17	£348.45
Kits Include: 102 x RTB1			
Double Sided	425x1670x600	RTBDS-17	£696.90
Kits Include: 204 x RTB1			

Kit Type 18



Type	W x H (mm)	Code	Price
Wall Mounted	425x1570	RTBW-18	£261.30
Single Sided	425x1670x300	RTBSS-18	£294.15
Kits Include: 44 x RTB2			
Double Sided	425x1670x600	RTBDS-18	£588.30
Kits Include: 88 x RTB2			

Kit Type 19



Type	W x H (mm)	Code	Price
Wall Mounted	425x1570	RTBW-19	£273.00
Single Sided	425x1670x300	RTBSS-19	£305.85
Kits Include: 24 x RTB3			
Double Sided	425x1670x600	RTBDS-19	£611.70
Kits Include: 48 x RTB3			

Kit Type 20



Type	W x H (mm)	Code	Price
Wall Mounted	425x1570	RTBW-20	£266.30
Single Sided	425x1670x300	RTBSS-20	£299.15
Kits Include: 4 x RTB2, 10 x RTB4			
Double Sided	425x1670x600	RTBDS-20	£598.30
Kits Include: 8 x RTB2, 20 x RTB4			

Kit Type 21



Type	W x H (mm)	Code	Price
Wall Mounted	425x1570	RTBW-21	£277.60
Single Sided	425x1670x300	RTBSS-21	£310.45
Kits Include: 18 x RTB, 12 x RTB2, 9 x RTB3, 2 x RTB4			
Double Sided	425x1670x600	RTBDS-21	£620.90
Kits Include: 36 x RTB, 24 x RTB2, 18 x RTB3, 4 x RTB4			

Kit Type 22



Type	W x H (mm)	Code	Price
Wall Mounted	425x1570	RTBW-22	£273.50
Single Sided	425x1670x300	RTBSS-22	£306.35
Kits Include: 12 x RTB1, 12 x RTB2, 6 x RTB3, 4 x RTB4			
Double Sided	425x1670x600	RTBDS-22	£612.70
Kits Include: 24 x RTB1, 24 x RTB2, 12 x RTB3, 8 x RTB4			

Kit Type 23



Type	W x H (mm)	Code	Price
Wall Mounted	425x1570	RTBW-23	£269.40
Single Sided	425x1670x300	RTBSS-23	£302.25
Kits Include: 6 x RTB1, 12 x RTB2, 3 x RTB3, 6 x RTB4			
Double Sided	425x1670x600	RTBDS-23	£604.50
Kits Include: 12 x RTB1, 24 x RTB2, 6 x RTB3, 12 x RTB4			

Kit Type 24



Type	W x H (mm)	Code	Price
Wall Mounted	425x1570	RTBW-24	£282.70
Single Sided	425x1670x300	RTBSS-24	£315.55
Kits Include: 24 x RTB1, 4 x RTB2, 12 x RTB3, 2 x RTB4			
Double Sided	425x1670x600	RTBDS-24	£631.10
Kits Include: 48 x RTB1, 8 x RTB2, 24 x RTB3, 4 x RTB4			

Kit Type 25



Type	W x H (mm)	Code	Price
Wall Mounted	425x1850	RTBW-25	£368.25
Single Sided	425x1950x300	RTBSS-25	£401.10
Kits Include: 120 x RTB1			
Double Sided	425x1950x600	RTBDS-25	£802.20
Kits Include: 240 x RTB1			

Kit Type 26



Type	W x H (mm)	Code	Price
Wall Mounted	425x1850	RTBW-26	£305.55
Single Sided	425x1950x300	RTBSS-26	£338.40
Kits Include: 52 x RTB2			
Double Sided	425x1950x600	RTBDS-26	£676.80
Kits Include: 104 x RTB2			

Kit Type 27



Type	W x H (mm)	Code	Price
Wall Mounted	425x1850	RTBW-27	£322.35
Single Sided	425x1950x300	RTBSS-27	£355.20
Kits Include: 6 x RTB1, 27 x RTB3			
Double Sided	425x1950x600	RTBDS-27	£710.40
Kits Include: 12 x RTB1, 54 x RTB3			

Kit Type 28



Type	W x H (mm)	Code	Price
Wall Mounted	425x1850	RTBW-28	£311.55
Single Sided	425x1950x300	RTBSS-28	£344.40
Kits Include: 4 x RTB2, 12 x RTB4			
Double Sided	425x1950x600	RTBDS-28	£688.80
Kits Include: 8 x RTB2, 24 x RTB4			

Kit Type 29



Type	W x H (mm)	Code	Price
Wall Mounted	425x1850	RTBW-29	£322.85
Single Sided	425x1950x300	RTBSS-29	£355.70
Kits Include: 18 x RTB1, 12 x RTB2, 9 x RTB3, 4 x RTB4			
Double Sided	425x1950x600	RTBDS-29	£711.40
Kits Include: 36 x RTB1, 24 x RTB2, 18 x RTB3, 8 x RTB4			

Kit Type 30



Type	W x H (mm)	Code	Price
Wall Mounted	425x1850	RTBW-30	£314.65
Single Sided	425x1950x300	RTBSS-30	£347.50
Kits Include: 6 x RTB1, 12 x RTB2, 3 x RTB3, 8 x RTB4			
Double Sided	425x1950x600	RTBDS-30	£695.00
Kits Include: 12 x RTB1, 24 x RTB2, 6 x RTB3, 16 x RTB4			

Kit Type 31



Type	W x H (mm)	Code	Price
Wall Mounted	425x1850	RTBW-31	£322.35
Single Sided	425x1950x300	RTBSS-31	£355.20
Kits Include: 36 x RTB1, 36 x RTB2			
Double Sided	425x1950x600	RTBDS-31	£710.40
Kits Include: 72 x RTB1, 72 x RTB2			

Kit Type 32



Type	W x H (mm)	Code	Price
Wall Mounted	425x1850	RTBW-32	£310.35
Single Sided	425x1950x300	RTBSS-32	£343.20
Kits Include: 24 x RTB2, 15 x RTB3			
Double Sided	425x1950x600	RTBDS-32	£686.40
Kits Include: 48 x RTB2, 30 x RTB3			





SHELF TRAYS

Our range of shelf trays are designed for strength and ease to use at a competitive price.

Our shelf trays feature a spring loaded shelf stop at the back of the tray. This means the tray can be withdrawn from the shelf and suspended offering around 90% clear picking. This stop also acts as a handle to make it easier to carry.

With shelf trays available in 3 depths, 2 widths and 2 heights any configuration can be designed to offer the maximum high density storage solution. Trays can be sub divided from left to right and all trays and dividers come with labels.

- **Improved strength and rigidity**
- **More ergonomic features**
- **Sprung loaded shelf stop**
- **Can be sub divided**
- **High density storage system**
- **Offers fast retrieval times**
- **Large range of sizes**
- **Goods are kept clean**
- **Better product identification**
- **Uprights are Blue RAL5010**
- **Shelves are White RAL9010**

scan for
videos | assembly



storagecatalogue.co.uk
/shelftrays

High density small parts storage at its best using our range of Shelf Trays



Heights

Tray heights (mm)
90, 140

*Bay height (mm)
2000



Widths

Tray widths (mm)
117, 234

*Bay Width (mm)
1000



Depths

Tray depths (mm)
300, 400, 500

* Bay depths (mm)
300, 400, 500



Application

Environment
Warehouse, Storeroom, Workshop

Usage
Small parts storage and picking, High density storage



Construction

Trays: **Plastic**
Light Blue

Label Cover: **Plastic**
Clear Transparent

Internal Dividers: **Plastic**

Spring Handle: **Steel**

Front cover paper labels included



Loadings

*Max Bay Load
2500kg

*Shelf UDL
D300 **120kg**
D400 **120kg**
D500 **120kg**

*Sizes, loadings and info related to EXPO 4 bays with Shelf Trays



BAY A | H 2000 x W 1000 (mm)

Depth (mm)	Starter Code	Starter Bay	Extension Code	Extension Bay
300mm	STA03S	£709.80	STA03E	£663.50
400mm	STA04S	£820.25	STA04E	£772.65
500mm	STA05S	£961.95	STA05E	£913.15

i Includes (W x H) 16 x No. 117 x 90, 12 x No. 234 x 90, 12 x No. 234 x 140 trays*



BAY B | H 2000 x W 1000 (mm)

Depth (mm)	Starter Code	Starter Bay	Extension Code	Extension Bay
300mm	STB03S	£780.00	STB03E	£733.70
400mm	STB04S	£874.25	STB04E	£826.65
500mm	STB05S	£1,021.35	STB05E	£972.55

i Includes (W x H) 64 x No. 117 x 90 trays*



BAY C | H 2000 x W 1000 (mm)

Depth (mm)	Starter Code	Starter Bay	Extension Code	Extension Bay
300mm	STC03S	£653.60	STC03E	£607.30
400mm	STC04S	£757.45	STC04E	£709.85
500mm	STC05S	£880.55	STC05E	£831.75

i Includes (W x H) 32 x No. 234 x 90 trays*



BAY D | H 2000 x W 1000 (mm)

Depth (mm)	Starter Code	Starter Bay	Extension Code	Extension Bay
300mm	STD03S	£650.35	STD03E	£604.05
400mm	STD04S	£764.25	STD04E	£716.65
500mm	STD05S	£903.65	STD05E	£854.85

i Includes (W x H) 28 x No. 234 x 140 trays*



BAY E | H 2000 x W 1000 (mm)

Depth (mm)	Starter Code	Starter Bay	Extension Code	Extension Bay
300mm	STE03S	£1,010.55	STE03E	£964.25
400mm	STE04S	£1,170.25	STE04E	£1,122.65
500mm	STE05S	£1,381.25	STE05E	£1,332.45

i Includes (W x H) 32 x No. 117 x 90, 16 x No. 234 x 90, 20 x No. 234 x 140 trays*



BAY F | H 2000 x W 1000 (mm)

Depth (mm)	Starter Code	Starter Bay	Extension Code	Extension Bay
300mm	STF03S	£1,264.65	STF03E	£1,218.35
400mm	STF04S	£1,418.05	STF04E	£1,370.45
500mm	STF05S	£1,667.25	STF05E	£1,618.45

i Includes (W x H) 120 x No. 117 x 90 trays*



BAY G | H 2000 x W 1000 (mm)

Depth (mm)	Starter Code	Starter Bay	Extension Code	Extension Bay
300mm	STG03S	£1,027.65	STG03E	£981.35
400mm	STG04S	£1,199.05	STG04E	£1,151.45
500mm	STG05S	£1,403.25	STG05E	£1,354.45

i Includes (W x H) 60 x No. 234 x 90 trays*



BAY H | H 2000 x W 1000 (mm)

Depth (mm)	Starter Code	Starter Bay	Extension Code	Extension Bay
300mm	STH03S	£875.25	STH03E	£828.95
400mm	STH04S	£1,035.85	STH04E	£988.25
500mm	STH05S	£1,233.85	STH05E	£1,185.05

i Includes (W x H) 44 x No. 234 x 140 trays*

i *All trays include spring handles. All bays are complete Expo 4 bays with white shelves and fixings. More info on Expo 4 system on p.46-55.

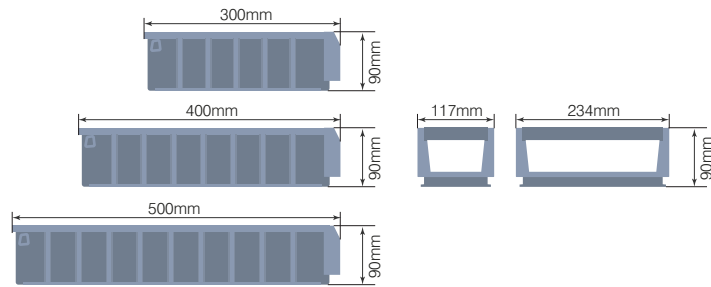
Our range of Shelf Trays helps to quickly store, organise and identify small parts



Height 90 (mm)

Widths 117, 234 (mm)

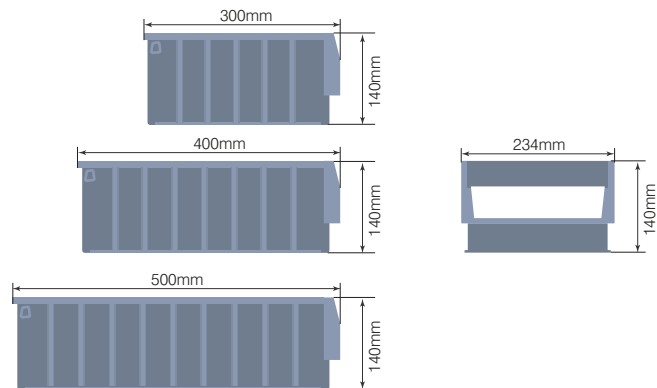
Depths 300, 400, 500 (mm)



Height 140 (mm)

Width 234 (mm)

Depths 300, 400, 500 (mm)



⊙ Shelf Tray 300 x 117 x 90 with 1. Front cover & paper label 2. Dividers with holder for label & 3. Spring handle

Shelf Trays				
	D x W x H (mm)	Code	Colour	Price
D300mm	⊙ 300 x 117 x 90	ST3109	Light Blue	£5.00
	300 x 234 x 90	ST3209	Light Blue	£7.15
	300 x 234 x 140	ST3214	Light Blue	£9.20
D400mm	400 x 117 x 90	ST4109	Light Blue	£5.65
	400 x 234 x 90	ST4209	Light Blue	£8.75
	400 x 234 x 140	ST4214	Light Blue	£11.55
D500mm	500 x 117 x 90	ST5109	Light Blue	£7.00
	500 x 234 x 90	ST5209	Light Blue	£10.70
	500 x 234 x 140	ST5214	Light Blue	£14.55

+Add Dividers			
W x H (mm)	Code	Colour	Price
117 x 90	STDV109	Translucent	£0.90
234 x 90	STDV209	Translucent	£1.10
234 x 140	STDV214	Translucent	£1.45

+Add Spring Handles			
Width (mm)	Code	Colour	Price
117	STHAN117	Chrome	£1.40
234	STHAN234	Chrome	£1.70

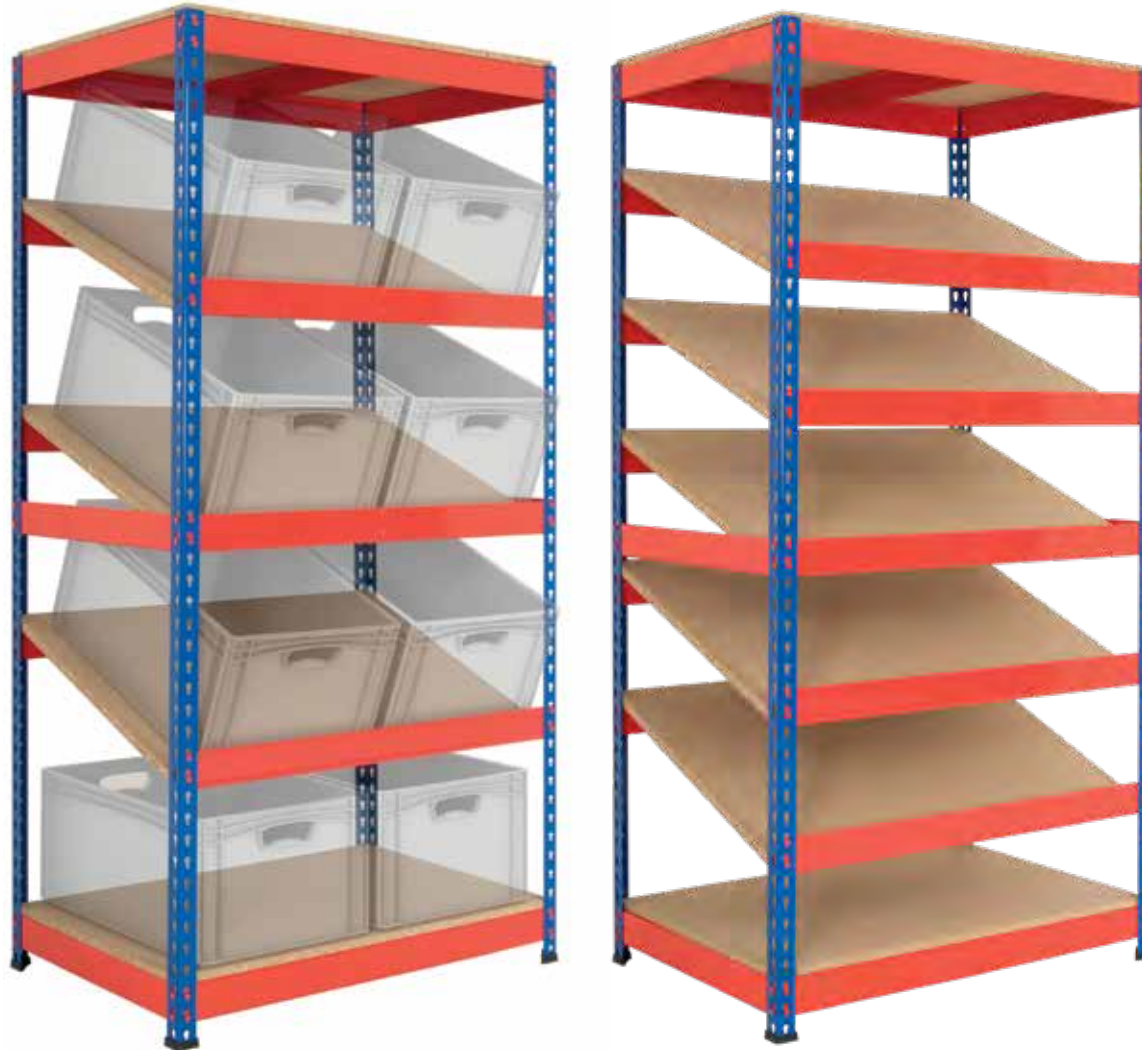
ⓘ Each tray includes front cover & paper label

ⓘ See page 100-101 for our range of semi-open fronted Plastic Bins.



SHELF TRAYS

Perfect solution for production environments



Kanban Shelving with 3 Sloping Shelves

Description	H x W x D (mm)	Code	Price
Kanban shelving no bins	1830 x 915 x 610	RRKB03/MT	£204.95
Extra shelf (no bins)	915 x 610	RRKB/0906	£28.45

i Price includes complete Kanban bay with 3x sloping shelves, top and bottom shelves. Euro containers shown not included!

Kanban Shelving with 5 Sloping Shelves

Description	H x W x D (mm)	Code	Price
Kanban shelving no bins	1830 x 915 x 610	RRKB01/MT	£261.85
Extra shelf (no bins)	915 x 610	RRKB/0906	£28.45

i Price includes complete Kanban bay with 5x sloping shelves, top and bottom shelves.

KANBAN SHELVING

Rivet Racking Kanban is our solution for production line-side supply systems, where sloping shelves present containers for easy access and at the right height for operatives.

This can reduce costs and increase efficiency for manufacturing operations or inventory management. The two bin arrangement simplifies stock rotation and replenishment. When the front bin is removed the bin behind takes its place, leaving a space that is clearly identified for refilling on the next inspection.



Discover the full Rivet range



COMPLETE RIVET RACKING RANGE PAGES 16 - 45


Our solution for production line side supply systems Kanban Shelving with Plastic Bins and Shelf Trays



© Kanban Shelving 1830 x 915 x 610 with 60 x ARTB30 plastic bins




© Kanban Shelving 1830 x 915 x 610 with 70 x ST3109 shelf trays




Kanban Shelving with Picking Bins			
H x W x D (mm)	Bin	Code	Price
1830 x 915 x 610	60x ARTB30	RRKB01	£495.85
ⓘ Price includes complete Kanban bay with 5 sloping + top + bottom shelves and 60 x ARTB30 plastic bins.			



Bay Colour Options

 For Blue Uprights with Orange Shelves add /BO to the end of your chosen price code.

 For Blue Uprights with Grey Shelves add /BG to the end of your chosen price code.

from
£495.⁸⁵

Kanban Shelving with Shelf Trays			
H x W x D (mm)	Bin	Code	Price
1830 x 915 x 610	70x ST3109	RRKB02	£611.85
ⓘ Price includes complete Kanban bay with 5 sloping + top + bottom shelves and 70 x ST3109 shelf trays.			



Highly configurable divider system



from
£8.¹⁰



Semi-open Fronted

SHELF BINS

If you need a strong, robust and versatile bin storage solution, at a competitive price – then look no further.

Our new range of Shelf Bins have been designed to offer a range of bins in “Big Sizes” for storing large parts or increased volumes. They can fit both small parts shelving systems as well as larger bays, such as Rivet or Longspan.

They have many new features, such as internal dividers that securely locate in up to 7 different locations. There is also an integral back stop allowing the bin to be suspended out from the shelving, for ease of picking.

With a semi-open front and a large labelling area below, ensures items can be identified quickly. The bins are available in Blue shockproof plastic and can be nested when not in use to save space.



Heights

Height (mm)
200



Widths

Widths (mm)
280, 420



Depths

Depths (mm)
300, 450, 600



Application

Environment
**Hospitals, Storeroom,
Workshop, Office, Warehouse**

Usage
Part Picking



Construction

**High Strength
Polypropylene in Blue**



Loadings

Maximum
**4 kgs suspended
load from shelving**

Maximum
**18kgs static load
within shelving**

Shelf Bins & Additional Dividers


Plastic Bin Features

- 1 Integral back stop
- 2 Profiled sides for extra strength
- 3 Nestable design – space saving
- 4 Large labelling area
- 5 Semi-open fronted design
- 6 7 divider positions in each bin
- 7 Dividers positively slot into the bin



Shelf Bins			
D x W x H(mm)	Code	Colour	Price
300x280x200mm	SFB302820	Blue	£8.10
450x280x200mm	SFB452820	Blue	£11.80
450x420x200mm	SFB454220	Blue	£16.60
600x280x200mm	SFB602820	Blue	£14.80
600x420x200mm	SFB604220	Blue	£22.20

Add Dividers			
W x H(mm)	Code	Colour	Price
280x200mm	SFD2820	Black	£2.30
420x200mm	SFD4220	Black	£3.20




Delta Racking Bays with Bins

Pricing based on **8 shelf levels**


Delta Shelving with 280mm Shelf Bins

H x W x D (mm)	Bin Qty	Code	Price
1930 x 902 x 300	21	DTSFB03A	£364.60
1930 x 902 x 450	21	DTSFB04A	£508.60
1930 x 902 x 600	21	DTSFB06A	£637.90
1930 x 902 back cladding	-	DT05/1909/WH	£66.20

Price includes Delta bay with open backs (except for X  bracing) with 8 shelf levels and 21 No. shelf bins 280mm wide. (Dividers not included)


Delta Shelving with 420mm Shelf Bins

H x W x D (mm)	Bin Qty	Code	Price
1930 x 902 x 450	14	DTSFB04B	£493.20
1930 x 902 x 600	14	DTSFB06B	£637.90
1930 x 902 back cladding	-	DT05/1909/WH	£66.20

Price includes Delta bay with open backs (except for X  bracing) with 8 shelf levels and 14 No. shelf bins 420mm wide. (Dividers not included)

Delta Shelving with Mixed 280mm & 420mm Shelf Bins

H x W x D (mm)	Bin Qty	Code	Price
1930 x 902 x 450	17	DTSFB04C	£499.80
1930 x 902 x 600	17	DTSFB06C	£637.90
1930 x 902 back cladding	-	DT05/1909/WH	£66.20

Price includes Delta bay with open backs (except for X  bracing) with 8 shelf levels and 9 No. 280mm and 8 No. 420mm wide shelf bins. (Dividers not included)

 For more information on Delta Plus see Pages 60-63

Rivet Racking Bays with Bins

Pricing based on 7 shelf levels



RIVET RACKS WITH SHELF BINS

Rivet Racking with 280mm Shelf Bins

H x W x D (mm)	Bin Qty	Code	Price
1980 x 915 x 305	18	RRSFB03A	£351.45
1980 x 915 x 457	18	RRSFB04A	£454.50
1980 x 915 x 610	18	RRSFB06A	£542.85

Rivet Racking with 420mm Shelf Bins

H x W x D (mm)	Bin Qty	Code	Price
1980 x 915 x 457	12	RRSFB04B	£441.30
1980 x 915 x 610	12	RRSFB06B	£542.85

Rivet Racking with mixed 420mm & 280mm Shelf Bins

H x W x D (mm)	Bin Qty	Code	Price
1980 x 915 x 457	15	RRSFB04C	£447.90
1980 x 915 x 610	15	RRSFB06C	£542.85

i Price includes Rivet Racking bay with 7 shelf levels and 18 No. shelf bins 280mm wide.(Dividers not included)

i Price includes Rivet Racking bay with 7 shelf levels and 12 No. 420mm wide shelf bins.(Dividers not included)

i Price includes Rivet Racking bay with 7 shelf levels and 9 No. 280mm and 6 No. 420mm wide shelf bins. (Dividers not included)

i Have you seen our Kanban systems on Pages 126-127.

PLASTIC STORAGE SOLUTIONS

We can supply plastic storage solutions for logistics, warehousing, catering, stockroom, or even for the home. So if you need anything from a simple plastic box to a range of fully returnable transit solution we can find the right product for you.

- Small part picking bins
- Euro stacking containers
- Stack and nest containers
- Attached lid containers
- Folding boxes
- Large plastic boxes
- Plastic pallets



A variety of Euro Containers on a pallet and a stack of open front containers in a picking wall

A whole range of Plastic Storage Solutions



*Example of a stack of Distributor Containers with alligator lid




*Example of Plastic Folding Crates



*Example of stacked and nested multicoloured Plastic Containers



*Example of Plastic Pallet and a Pallet Box



i Please call the sales office to discuss your plastic storage requirements.





CHROME WIRE SHELVING

This chrome wire shelving system offers a simple to build and stylish storage solution.

The system is ideal for home and office as well as retail display due to the open wire construction. The range offers excellent light distribution onto the products stored and displayed.

The shelving is also suited for kitchens storing dry food and crockery etc, whilst the excellent ventilation through the system makes it perfect for server racks and computer workstations as well as linen stores.

The chrome finish offers a bright, clean and modern feel to the shelving, but should only be used in dry areas and should not come into contact with moisture.

- **Strong and versatile shelving**
- **Chrome finish**
- **Simply slots together**
- **Shelf loads up to 300kgs UDL**
- **Shelf pitch every 25mm**
- **Optional castors for mobile units**
- **No interfering uprights in corner**
- **25mm diameter post**
- **Anti-Static/ESD available**

Standard Chrome & Epoxy Wire Bay

Pricing based on 4 levels

Standard - Chrome Wire Bays			+Add Extension Bay		+Add Extra Shelves	
Hx W x D (mm)	Bay Code	Bay Price	Extension Bay Code	Extension Bay Price	Shelf Code	Additional Shelf Price
305 x 610 x 1625	EC31	£120.00	EC31AO	£114.00	EC1224	£19.00
305 x 760 x 1625	EC32	£124.00	EC32AO	£118.00	EC1230	£20.00
355 x 760 x 1625	EC35	£136.00	EC35AO	£130.00	EC1430	£23.00
355 x 915 x 1625	EC36	£144.00	EC36AO	£138.00	EC1436	£25.00
355 x 1220 x 1625	EC30	£164.00	EC30AO	£158.00	EC1448	£30.00
355 x 1520 x 1625	EC41	£192.00	EC41AO	£186.00	EC1460	£37.00
460 x 460 x 1625	EC39	£128.00	EC39AO	£122.00	EC1818	£21.00
460 x 760 x 1625	EC43	£152.00	EC43AO	£146.00	EC1830	£27.00
460 x 915 x 1625	EC44	£160.00	EC44AO	£154.00	EC1836	£29.00
460 x 1220 x 1625	EC45	£184.00	EC45AO	£178.00	EC1848	£35.00
460 x 1520 x 1625	EC46	£220.00	EC46AO	£214.00	EC1860	£44.00
610 x 610 x 1625	EC47A	£156.00	EC47AAO	£150.00	EC2424	£28.00
610 x 760 x 1625	EC47	£168.00	EC47AO	£162.00	EC2430	£31.00
610 x 915 x 1625	EC48	£184.00	EC48AO	£178.00	EC2436	£35.00
610 x 1220 x 1625	EC49	£204.00	EC49AO	£198.00	EC2448	£40.00
610 x 1520 x 1625	EC50	£248.00	EC50AO	£242.00	EC2460	£51.00

Standard - Epoxy Wire Bays			+Add Extension Bay		+Add Extra Shelves	
Hx W x D (mm)	Bay Code	Bay Price	Extension Bay Code	Extension Bay Price	Shelf Code	Additional Shelf Price
305 x 760 x 1625	EPP32	£132.00	EPP32AO	£124.00	EPP1230	£21.00
305 x 915 x 1625	EPP37	£140.00	EPP37AO	£132.00	EPP1236	£23.00
355 x 760 x 1625	EPP35	£144.00	EPP35AO	£136.00	EPP1430	£24.00
355 x 915 x 1625	EPP36	£152.00	EPP36AO	£144.00	EPP1436	£26.00
355 x 1220 x 1625	EPP30	£176.00	EPP30AO	£168.00	EPP1448	£32.00
355 x 1520 x 1625	EPP41	£200.00	EPP41AO	£192.00	EPP1460	£38.00
460 x 610 x 1625	EPP40	£140.00	EPP40AO	£132.00	EPP1824	£23.00
460 x 760 x 1625	EPP43	£164.00	EPP43AO	£156.00	EPP1830	£29.00
460 x 915 x 1625	EPP44	£172.00	EPP44AO	£164.00	EPP1836	£31.00
460 x 1220 x 1625	EPP45	£196.00	EPP45AO	£188.00	EPP1848	£37.00
460 x 1520 x 1625	EPP46	£236.00	EPP46AO	£228.00	EPP1860	£47.00
610 x 610 x 1625	EPP47A	£168.00	EPP47AAO	£160.00	EPP2424	£30.00
610 x 760 x 1625	EPP47	£184.00	EPP47AO	£176.00	EPP2430	£34.00
610 x 915 x 1625	EPP48	£196.00	EPP48AO	£188.00	EPP2436	£37.00
610 x 1220 x 1625	EPP49	£236.00	EPP49AO	£228.00	EPP2448	£47.00
610 x 1520 x 1625	EPP50	£276.00	EPP50AO	£268.00	EPP2460	£57.00



CHROME WIRE SHELVING

i We have multiple solutions to different storage problems, if you are unsure what's best for you, please contact us.

Chrome Wire Shelving Accessories

Wire Mesh Panel

Description	Part Number	Price
Mesh Panel 1560 x 380mm	MP1561	£27.00
Mesh Panel 1560 x 530mm	MP2161	£32.00

Back Grids 350

Back Grid 915mm	EC3614BG	£14.00
Back Grid 1220mm	EC4814BG	£17.00

Shelf Ledges 115mm

Shelf Ledge 305mm	SL12	£3.00
Shelf Ledge 355mm	SL14	£4.00
Shelf Ledge 460mm	SL18	£4.00
Shelf Ledge 610mm	SL24	£5.00
Shelf Ledge 760mm	SL30	£6.00
Shelf Ledge 915mm	SL36	£6.00
Shelf Ledge 1220mm	SL48	£7.00
Shelf Ledge 1520mm	SL60	£9.00

Shelf Dividers 20mm

Shelf Divider 305mm	SD12	£6.00
Shelf Divider 355mm	SD14	£7.00
Shelf Divider 460mm	SD18	£7.00
Shelf Divider 610mm	SD24	£8.00

Utility Rails 25mm

Utility Rail 460mm	UR18	£6.00
Utility Rail 610mm	UR24	£7.00
Utility Rail 760mm	UR30	£7.00
Utility Rail 915mm	UR36	£8.00
Utility Rail 1070mm	UR42	£9.00
Utility Rail 1220mm	UR48	£9.00
Utility Rail 1520mm	UR60	£11.00

Ancillary Items

Add On Clips	EAOC	£2.00
Post Clamps	EPC	£3.00
Shelf Collars - Pk 4	ESC	£1.00
Triangular Base Plate	BPLT	£4.00
Wall 'L' Bracket - Single (Incl. Post Insert & 8mm Bolt)	ECBRAC	£6.00

Garment Rails

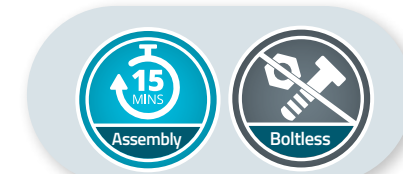
Description	L x D x H (mm)	Part Number	Price
Garment Rail 915mm	915	EC36GR	£8.00
Garment Rail 1220mm	1220	EC48GR	£10.00
Garment Rail 1520mm	1520	EC60GR	£11.00

Ticket Edging/Holder

Description	L x D x H (mm)	Part Number	Price
150mm one piece ticket holder (other sizes available)	150 x 39	1699/927	£1.50

Swivel Castors (Set of 4, 2 Braked)


Description	L x D x H (mm)	Part Number	Price
75mm castors - 210kg cap	75	R75SET	£46.00
100mm castors - 240kg cap	100	R100SET	£52.00
125mm Castors - 300kg cap	125	R120SET	£70.00




1699/927



UR18




MP1561



EC3614BG



EPC



SD14



EC36GR

i Unsure how to cost your bay - no problem, just contact us and we will do it for you.

Chrome Wire Carts

PT1848T1



PT1836T2



Eclipse® Chrome Wire Linen Cart

D x L x H (mm)	Part Number	Price
460 x 915 x 1790	ECLD1836	£358.00
460 x 1220 x 1790	ECLD1848	£392.00
460 x 1520 x 1790	ECLD1860	£450.00
610 x 915 x 1790	ECLD2436	£396.00
610 x 1220 x 1790	ECLD2448	£426.00
610 x 1520 x 1790	ECLD2460	£492.00

PT1848T3



PT1836T4



ECLD



ECLCC



Eclipse® Chrome Wire Order Picking Cart

Description	D x L x H (mm)	Part Number	Price
5 Tier With Standard Shelves and Dividers	460 x 1220 x 1790	PT1848T1	£476.00
4 Tier With Basket Shelves	460 x 915 x 1790	PT1836T2	£358.00
4 Tie With Top Sloping Shelf	460 x 1220 x 1790	PT1848T3	£386.00
4 Tier With 2 Top Sloping Shelves	460 x 915 x 1790	PT1836T4	£309.00

Eclipse® Chrome Wire Laundry Cart

D x L x H (mm)	Part Number	Price
460 x 915 x 1790	ECLCC1836	£333.00
460 x 1220 x 1790	ECLCC1848	£364.00
610 x 915 x 1790	ECLCC2436	£363.00
610 x 1220 x 1790	ECLCC2448	£391.00



Chrome Wire Security Cages & Box Carts

Eclipse® Chrome Wire Security Cage Static Units 1625mm High

3 Level Unit		4 Level Unit		5 Level Unit	
D x L x H (mm)	Product Code	Price	Product Code	Price	Product Code
460 x 915 x 1625	ESC31836	£577.00	ESC41836	£606.00	ESC51836
460 x 1220 x 1625	ESC31848	£643.00	ESC41848	£678.00	ESC51848
610 x 1220 x 1625	ESC32448	£716.00	ESC42448	£756.00	ESC52448

Eclipse® Chrome Wire Security Cage Mobile Units 1790mm High

3 Level Unit		4 Level Unit		5 Level Unit	
D x L x H (mm)	Product Code	Price	Product Code	Price	Product Code
460 x 915 x 1790	MSC31836	£643.00	MSC41836	£672.00	MSC51836
460 x 1220 x 1790	MSC31848	£709.00	MSC41848	£744.00	MSC51848
610 x 1220 x 1790	MSC32448	£782.00	MSC42448	£822.00	MSC52448

Eclipse® Perma Plus Wire Security Cage Static Units 1625mm

3 Level Unit		4 Level Unit		5 Level Unit	
D x L x H (mm)	Product Code	Price	Product Code	Price	Product Code
610 x 1220 x 1625	EPPSC32448	£751.00	EPPSC42448	£798.00	EPPSC52448

Eclipse® Perma Plus Wire Security Cage Mobile Units 1790mm High

3 Level Unit		4 Level Unit		5 Level Unit	
D x L x H (mm)	Product Code	Price	Product Code	Price	Product Code
610 x 1220 x 1790	MSC31836	£817.00	MSC41836	£864.00	MSC51836

Eclipse® Chrome Wire Euro Box Carts

Levels	Dimensions		Product Code	Price
	D x L x H (mm)	Box Size		
6 tier to fit 120mm deep box	480 x 610 x 1200	400 x 600 x 120	BC6120	£218.00
8 tier to fit 120mm deep box	480 x 610 x 1450	400 x 600 x 120	BC8120	£250.00
10 tier to fit 120mm deep box	480 x 610 x 1750	400 x 600 x 120	BC10120	£282.00
3 tier to fit 220mm deep box	480 x 610 x 1200	400 x 600 x 220	BC3220	£170.00
6 tier to fit 220mm deep box	480 x 610 x 1750	400 x 600 x 220	BC6220	£218.00
2 tier to fit 325mm deep box	480 x 610 x 1200	400 x 600 x 325	BC2325	£154.00
4 tier to fit 325mm deep box	480 x 610 x 1750	400 x 600 x 325	BC4325	£186.00

i Price is for mobile box carts units only
ISO/Euro containers are not included.



i Unsure how to cost your bay - no problem, just contact us and we will do it for you.

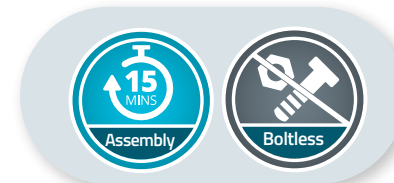
ESD Chrome Wire

Standard Chrome Wire Bays		+Add Extension Bay	
Supplied with 12 standard collars and 4 conductive collars (1 per shelf level)		Supplied with 4 standard collars and 4 conductive collars (1 per shelf level)	
Hx W x D (mm)	Bay Code	Bay Price	Extension Bay Code
355 x 915 x 1625	ESDEC36	£154.00	ESDEC36AO
355 x 1220 x 1625	ESDEC30	£174.00	ESDEC30AO
355 x 1520 x 1625	ESDEC41	£202.00	ESDEC41AO
460 x 760 x 1625	ESDEC43	£162.00	ESDEC43AO
460 x 915 x 1625	ESDEC44	£170.00	ESDEC44AO
460 x 1220 x 1625	ESDEC45	£194.00	ESDEC45AO
460 x 1520 x 1625	ESDEC46	£230.00	ESDEC46AO
610 x 610 x 1625	ESDEC47A	£166.00	ESDEC47AAO
610 x 915 x 1625	ESDEC48	£194.00	ESDEC48AO
610 x 1220 x 1625	ESDEC49	£214.00	ESDEC49AO
610 x 1520 x 1625	ESDEC50	£258.00	ESDEC50AO

from
£148.⁰⁰



Eclipse® Chrome Wire Electro Static Discharge (ESD) Components			
ESD Components			
Description	L x D x H (mm)	Part Code	Price
Conductive collars	-	ESCC	£2.50
Base plates	-	BPLT	£4.00
Conductive feet	-	ESDFT	£2.00
Anti-Static Castors (individual)			
Anti-Static 100mm unbraked -80kg cap.	100	R100UB-ANTISTAT	£20.00
Anti-Static 100mm braked -80kg cap.	100	R100BR-ANTISTAT	£23.00
Anti-Static 120mm unbraked -100kg cap.	125	R120UB-ANTISTAT	£23.00
Anti-Static 120mm braked -100kg cap.	125	R120BR-ANTISTAT	£26.00
Anti-Static Castors (Set of 4, 2 Braked)			
Anti-Static 100mm castors -set of 4, 2 braked 240kg cap	100	R100AVS-SET	£86.00
Anti-Static 125mm Castors -set of 4, 2 braked 300kg cap	125	R120AVS-SET	£98.00



i We have multiple solutions to different storage problems, if you are unsure what's best for you, please contact us.

CHROME WIRE SHELVING

A range of Sack Trucks

- A range of Sack Trucks to suit all your requirements
- Manufactured from high quality steel or aluminium



Sack Trucks							
Load Capacity (kg)	Overall Size - Open H x W x D (mm)	Overall Size - Folded H x W x D (mm)	Fixed Toe Plate Size W x D (mm)	Folding Toe Plate Size W x D (mm)	Wheels (mm)	Model	Price
Super Compact Trucks							
60 kg	1000 x 400 x 420	650 x 390 x 60	-	390 x 240	120	GI025Y	£60.40
100 kg	1000 x 490 x 450	700 x 490 x 60	-	490 x 270	180	GI033Y	£93.10
Folding Sack Trucks							
100kg	1060 x 360 x 560	1020 x 360 x 180	-	300 x 380	150	GI151Y	£85.00
100kg	1060 x 360 x 560	1020 x 360 x 180	-	300 x 380	150	GI162Y	£86.40
Economy Steel Sack Trucks							
100 kg	1120 x 470 x 410	-	350 x 228	-	200	GI256H	£66.25
100 kg	1000 x 470 x 410	-	350 x 180	-	200	GI258H	£62.00
Heavy Duty 'Bulky' Sack Truck							
						GI083Y	£69.90
Wide Stairclimber (50kg load capacity when using this item on stairs)							
150 kg	1160 x 605 x 795	-	410 x 200	395 x 460	160	GI360Y	£175.15
Two Way Truck (Overall Size in Platform Truck mode - 890H x 550W x 980Dmm)							
200 kg	1240 x 550 x 450	-	350 x 180	-	250 & 100	GI358Y	£119.10
Three Way Truck (Overall Size in 4 Wheel Truck mode - 840H x 1205Lmm & as a Sack Truck - 1280Hmm)							
250 kg	710 x 1280	-	470 x 190	-	200 x 125	GI135Y	£162.60

i Sack Trucks for helping reduce the risk of injury when moving goods.

'Apollo' Sack Trucks

- High quality steel with a hardwearing aqua blue powder coated finish
- Ideal for many environments
- Complete with strong, riveted knuckle guard hand grips
- Mobile on REACH compliant and puncture proof pneumatic wheels
- GI701R - high back unit complete with wheel guards and plastic covered skids
- GI702R - extra wide unit complete with wheel guards
- GI703R - standard unit
- GI704R - complete with wheel guards. The folding toe plate stays in the folded position by the use of a magnet. The folding tote plate has a loading capacity of up to 150kg
- GI705R - complete with wheel guards and 'P' handle. The 'P' handle allows the unit to be laid horizontally for ease of loading or unloading
- GI706R - angle iron unit complete with wheel guards



Folding Toe Plate stays in folded position by the use of a magnet



'The Apollo' Sack Trucks

Load Capacity (kg)	Overall Size - Open H x W x D (mm)	Fixed Toe Plate Size W x D (mm)	Folding Toe Plate Size W x D (mm)	Wheels (mm)	Model	Price
300 kg	1320 x 510 x 630	285 x 280	-	250	GI701R	£187.10
250 kg	1085 x 610 x 585	475 x 240	-	250	GI702R	£158.65
200 kg	1110 x 515 x 490	360 x 250	-	200	GI703R	£106.95
250 kg	1240 x 535 x 710	390 x 165	320 x 430	250	GI704R	£123.30
250 kg	1310 x 520 x 460	366 x 220	-	250	GI705R	£131.65
300 kg	1185 x 580 x 600	385 x 300	-	250	GI706R	£153.95

① Reach compliant & puncture proof wheels.

① Sack Trucks with puncture proof wheels "will not let you down".

Folding Box Trucks

- Durable plastic construction
- Opens and folds in seconds
- Folds flat for easy carrying and storage
- Holds Foolscap, Lever Arch and Box Files



Folding Box Trucks fold to a depth of just 85mm



GI042Y with removable lid

GI041Y

Folding Box Trucks

Description	Overall Size H x W x D (mm)	Overall Size - Folded H x W x D (mm)	Internal Size H x W x D (mm)	Model	Price
Blue/Yellow	990 x 460 x 390	470 x 460 x 85	350 x 395 x 330	GI041Y	£43.10
Red/Grey with Lid	990 x 460 x 390	470 x 460 x 85	350 x 395 x 330	GI042Y	£47.60

Platform Trucks

- Protected wood edges
- Strong & manoeuvrable
- The deck & sides are of heavy duty veneer supported by a steel frame
- Mobile on 2 fixed & 2 swivel braked 200mm wheels – PI200Y
- Fixed & 2 swivel braked 200mm wheels – PI100Y



PI100Y

PI200Y

Platform Trucks

Loading Capacity (kg)	Platform Size mm	Handle Height mm	Platform Height mm	Model	Price
250	990 x 490	900	140	PI100Y	£160.60
500	1000 x 700	810	240	PI200Y	£287.05

Large Clever Trolley

- Durable and versatile folding trolley
- Load Capacity: 25kg on top tray, 45kg on bottom tray
- Manufactured from injection moulded plastic & anodised aluminium
- Folding boxes are stackable and are kept securely in place by male and female connectors



Clever Trolley braked



GC066Z x 2 Stacked - Male and female connectors



Large Clever Trolley

Description	Weight (kg)	Overall Size L x W x H (mm)	Model	Price
Clever Trolley - c/w 1 folding box	10	1000 x 600 x 1070	GC062Y	£204.00
Extra folding box	1.5	560 x 400 x 260	GC066Z	£27.40

Proplaz Blue Trolleys

- Constructed from re-inforced polypropylene decks/shelves
- Mobile on 125mm (the PPU81Y has 100mm castors) low noise fixed & swivel castors, two with brakes



Proplaz® Blue 2 Shelf Trolley

Overall Size L x W x H (mm)	Weight kg	Model	Price
900 x 600 x 930	22.5	PPU95Y	£234.55



Proplaz® Blue 3 Shelf Trolley

Overall Size L x W x H (mm)	Weight kg	Model	Price
900 x 600 x 930	30	PPU96Y	£340.95



Proplaz® Blue Folding Platform Trolley

Overall Size L x W x H (mm)	Weight kg	Loading Capacity kg	Model	Price
720 x 490 x 860	10	150	PPU81Y	£107.50
900 x 600 x 890	15	300	PPU91Y	£151.45



Proplaz® Blue 2 Shelf Trolley with Wire Surround

Overall Size L x W x H (mm)	Weight kg	Model	Price
900 x 600 x 920	25	PPU25Y	£273.25



Proplaz® Blue Mesh Truck with Open Top & 1/2 Drop Side

Overall Size L x W x H (mm)	Weight kg	Model	Price
900 x 600 x 880	27	PPU23Y	£236.55



Proplaz® Blue Mesh Truck with Hinged Lid & 1/2 Drop Side

Overall Size L x W x H (mm)	Weight kg	Model	Price
900 x 600 x 895	29	PPU24Y	£296.45

i Proplaz Blue Trolleys with high quality polypropylene platforms & shelves



Proplaz Trolleys

- High quality hardwearing plastic shelves with aluminium uprights
- Mobile on 4 x 100mm swivel castors (2 with brakes)



HI275Y



HI375Y



HI351Y

2 Shelf Trolleys			
Overall Size L x W x H (mm)	Weight	Model	Price
750 x 460 x 940	10	HI275Y	£144.40
990 x 515 x 970	15	HI299Y	£222.90

3 Shelf Trolleys			
Overall Size L x W x H (mm)	Weight	Model	Price
750 x 460 x 980	13	HI375Y	£164.85
990 x 515 x 1010	21	HI399Y	£282.05

3 Shelf Trolleys with Plastic Sides			
Overall Size L x W x H (mm)	Weight	Model	Price
750 x 460 x 980	15	HI346Y	£264.75
990 x 515 x 1010	25	HI351Y	£338.15



HI291Y



HI292Y



HI393Y

2 Shelf Trolleys with Lockable Steel Drawer			
Overall Size L x W x H (mm)	Weight	Model	Price
750 x 460 x 940	16	HI291Y	£273.50

3 Shelf Trolleys with 2 Steel Drawers			
Overall Size L x W x H (mm)	Weight	Model	Price
750 x 460 x 940	20	HI292Y	£364.70

3 Shelf Trolleys with Lockable Steel Drawer & Cupboard			
Overall Size L x W x H (mm)	Weight	Model	Price
750 x 460 x 980	24	HI393Y	£400.85

i Proplaz Trolleys are ideal for warehouses, garages, workshops and laboratories.

Super Strength Trolleys

- Super strong polyethylene moulded trolleys - will not rust, dent or chip • Mobile on 100mm non-marking rubber swivel castors (2 with brakes)
- Will not pass an electrical current & is unaffected by battery acid, solvents & cleaning solutions



SUPER STRENGTH

Super Strength 2 Shelf Trolley

Overall Size L x W x H (mm)	Weight	Model	Price
890 x 610 x 880	16	GI334L	£229.60

Super Strength 3 Shelf Trolley

Overall Size L x W x H (mm)	Weight	Model	Price
890 x 610 x 865	22	GI335L	£283.30

Service Trolley - 2 Flat Shelves

Overall Size L x W x H (mm)	Weight	Model	Price
610 x 458 x 840	8	GI241L	£136.70

Service Trolley - 3 Flat Shelves

Overall Size L x W x H (mm)	Weight	Model	Price
610 x 458 x 840	11	GI341L	£158.20

Proplaz® Folding Trolley

- Can be folded in one simple move
- Folded size: 430L x 200W x 1060H mm
- Mobile on 4 x 75mm swivel castors (2 with brakes)



Proplaz® Fold 3 Shelf Folding Trolley

Overall Size L x W x H (mm)	Weight	Model	Price
430 x 670 x 850	8	CI583Y	£159.95

Proplaz® Plus Trolleys

- High quality hardwearing plastic shelves with aluminium uprights
- Mobile on 100mm swivel castors (2 with brakes)



Proplaz® Plus 3 Shelf Folding Trolley

Overall Size L x W x H (mm)	Weight	Model	Price
870 x 490 x 990	10.5	HIT29Y	£178.55



Proplaz® Plus 3 Shelf Folding Trolley

Overall Size L x W x H (mm)	Weight	Model	Price
870 x 490 x 1050	11.5	HIT31Y	£217.55

ProPlaz Plus

Plastic Multi Purpose Super Strength Trolleys will not rust, dent or chip.



PROPLAZ® & SUPER STRENGTH TROLLEYS

Range of Platform Trucks & Trolleys



Heavy Duty Distribution Trucks

- Available with or without lockable doors
- 2 fixed & 2 swivel braked 200mm rubber castors
- DT603Y & DT601Y: comes with the base shelf but the unit can hold 2 shelves
- DT903Y & DT901Y: comes with the base shelf but the unit can hold 3 shelves
- Unit capacity: 500kg which can be placed at 630, 1050 & 1440mm heights



Heavy Duty Distribution Trucks				+Shelf	
L x W x D (mm)	Model	Lockable doors included	Truck Price	Price Code	Shelf Price
1270 x 750 x 1790	DT901Y	Yes	£650.90	DTS09S	£59.40
900 x 650 x 1490	DT603Y	No	£575.20	DTS06S	£59.20
1270 x 750 x 1790	DT903Y	No	£613.05	DTS09S	£59.40
900 x 650 x 1490	DT601Y	Yes	£617.70	DTS06S	£59.20



General Purpose Trucks

- 15mm exterior grade plywood base & mobile on REACH compliant, 340mm pneumatic steel centred wheels
- Sides (2 x 275mm drop down) & ends interlock together



Units available with puncture proof wheels "will not let you down"

General Purpose Trucks			
Description	Platform Size mm	Model	Price
General Purpose Trucks with Plywood Base	1200 x 600 x 360	TI216R	£269.70
General Purpose Trucks with Plywood Base & Mesh Sides	1200 x 600 x 360	TI205R	£302.50
PLATFORM TRUCK with REACH compliant wheels - Mesh Sides, Mesh Base	1200 x 600 x 360	TI201R	£281.05
PLATFORM TRUCK with REACH compliant wheels - Mesh Base	1200 x 600 x 360	TI212R	£248.30

Range of Pallet Trucks

Weight Scale Pallet Truck **VULCAN**

- Raised height of forks: 200mm
- Lowered height of forks: 85mm
- Mobile on 180mm polyurethane wheels & 74 x 70mm tandem rollers
- Accuracy (+/- 0.5% and in 2kg increments)
- Electronic lifting height indication in display
- All components are compact, designed for mobile use & low power usage
- Water & dust proof to IP65. IP65 allows the pallet truck to be used outside or on lorries & can be cleaned with water (under normal pressure). The load cells in the forks have an even protection level
- Power supply - 2 standard AA / LR6 batteries



Vulcan Weigh Scale Pallet Truck

Fork Length mm	Width Over Forks mm	Fork Spacing mm	Model	Price
1150	545	182	WPT57H	£914.30

Fully Powered Pallet Truck

- Raised height of forks: 205mm
- Lowered height of forks: 85mm
- 400W motor driven without the need for pushing or pulling. Maximum driving speed of 3.5 km/h
- CURTIS controller with a nonpolar speed controller
- Incorporates stabilising wheels either side of the drive wheel arrangement
- Mobile on 250mm polyurethane steering wheels & 80 x 70mm polyurethane tandem rollers
- Power supply: 2 x 12 /40 V/ah
- Other fork lengths & widths available - please call for details



Vulcan Fully Powered Pallet Truck

Fork Length mm	Width Over Forks mm	Fork Spacing mm	Model	Price
1150	540	167	FPPT10	£2,452.40

G-TRUCK Pallet Truck

- Premium model features upgraded handle, pump & tandem front rollers
- Fork width: 160mm
- Raised height of forks: 200mm
- Lowered height of forks: 85mm
- Complete with entry & exit rollers
- Ergonomically designed handle with a 3 position control lever
- Manufactured to the recognised European GS standard
- Mobile on 180mm nylon steering wheels & 85mm nylon rollers



G-TRUCK Pro

G-TRUCK Premium with upgraded handle/pump & tandem nylon rollers



G-TRUCK Pallet Truck

Fork Length mm	Width Over Forks mm	Weight kg	Model	Price	Price
G-TRUCK Pro Pallet Trucks - with single nylon rollers				1	3+
1000	540	55.5	GPT1054S	£337.80	£332.95
1150	540	60.5	GPT1154S	£337.80	£332.95
1000	680	57.5	GPT1068S	£357.20	£352.35
1150	680	62.5	GPT1168S	£357.20	£352.35
G-TRUCK Premium Pallet Trucks - with upgraded handle/pump & tandem nylon rollers				1	2+
1000	540	55.5	GPT1054P	£363.65	£358.80
1150	540	60.5	GPT1154P	£363.65	£358.80
1000	680	57.5	GPT1068P	£381.45	£376.60
1150	680	62.5	GPT1168P	£381.45	£376.60



Fort Mobile Step Range

- Tread size: 400W x 150D mm
- These steps glide easily across floors, but once body weight is applied they stay firmly in position
- Both WS and WM range feature spring loaded castors, ensuring the steps are left firm and safe on rubber feet
- WS range features resilient anti-slip treads
- WM range features versatile mesh treads with a galvanised version available



WS7 Tread



WM7013 in use



WS7015



WS7014

Fort Mobile Steps

Description	Platform Height (mm)	Overall Size H x W x D (mm)	WM7 Range		WS7 Range	
			Model	Price	Model	Price
2 tread unit without handrail	500	580 x 540 x 510	WM7010	£403.10	WS7010	£420.80
2 tread unit with looped handrail	500	1230 x 540 x 510	WM7011	£425.40	WS7011	£443.90
2 tread unit with full handrail	500	1230 x 540 x 510	WM7012	£443.45	WS7012	£464.70
3 tread unit with full handrail	750	1480 x 540 x 720	WM7013	£495.95	WS7013	£535.80
4 tread unit with full handrail	1000	1730 x 550 x 870	WM7014	£562.45	WS7014	£606.70
5 tread unit with full handrail	1250	1980 x 665 x 1020	WM7015	£619.50	WS7015	£668.15
6 tread unit with full handrail	1500	2230 x 750 x 1170	WM7016	£679.90	WS7016	£732.55

Easy Slope Aluminium Folding Leader Steps

- Aluminium folding steps
- Certified to EN14183
- Tilt and pull wheels for easy movement without lifting
- Easy slope incline
- Folded size: only 120mm deep



AFGS3Z

AFGS4Z




Easy Slope Aluminium Folding Leader Steps

No of Treads	Platform Height (mm)	Overall Size H x W x D (mm)	Overall Height when Folded	Model	Price
2	440	850 x 520 x 545	790	AFGS2Z	£174.05
3	660	1240 x 550 x 830	1060	AFGS3Z	£210.40
4	880	1440 x 580 x 1110	1360	AFGS4Z	£238.55

Double Decker

- Now available with handrails
- A quality professional aluminium stepladder
- Certified to EN 131 Professional
- Integral toolholder, bucket hook & screwtray
- Features patented large double step
- Features a red safety strip - an indicator for maximum recommended step height
- Sturdy rubber anti-slip feet



ALT-502115

ALT-502107

Double Decker Aluminium Stepladder

No of Treads	Platform Height (mm)	Overall Size H x W x D (mm)	Height when Folded	Without Handrail	Price	With Handrail	Price
3	616	1244 x 470 x 723	1426	ALT-502103	£106.20	ALT-502113	£147.20
4	828	1461 x 496 x 869	1656	ALT-502104	£115.65	ALT-502114	£157.20
5	1041	1677 x 525 x 1016	1887	ALT-502105	£129.65	ALT-502115	£170.45
6	1253	1893 x 552 x 1163	2117	ALT-502106	£144.10	ALT-502116	£185.60
7	1465	2110 x 580 x 1309	2348	ALT-502107	£160.60	ALT-502117	£202.05
8	1677	2326 x 607 x 1456	2529	ALT-502108	£174.90	ALT-502118	£217.15

Steps which are ideal for those hard to reach areas.

Glass Fibre Swingback Stepladders

- Certified to EN 131 Professional
- Rubber feet & aluminium side arms help prevent slips & twists as there are no tapes or flimsy arms to break
- Lightweight & easy to carry
- Integral tool tray for holding tools



Tool Tray

'Climb It' Glass Fibre Swingback Stepladders

No of Treads	Overall Size H x W x D (mm)	Overall Height when Folded	Model	Price
3	950 x 460 x 780	1060	GFS33Z	£109.95
4	1190 x 490 x 890	1300	GFS34Z	£133.95
5	1390 x 530 x 990	1560	GFS35Z	£156.50
6	1550 x 560 x 1230	1830	GFS36Z	£178.00
7	1830 x 560 x 1230	2080	GFS37Z	£200.10
8	2130 x 625 x 1500	2290	GFS38Z	£223.80

Glass Fibre Platform Stepladders

- Certified to EN 131 Professional
- Rubber feet & aluminium side arms help prevent slips & twists as there are no tapes or flimsy arms to break
- Lightweight steps with high safety rail providing added safety when working at high levels
- Integral tool tray for holding tools



Tool Tray

'Climb It' Glass Fibre Platform Stepladders

No of Treads	Platform Height (mm)	Overall Size H x W x D (mm)	Overall Height when Folded	Model	Price
3	725	1350 x 490 x 810	1490	GFP43Z	£166.15
4	950	1590 x 525 x 970	1740	GFP44Z	£187.60
5	1190	1930 x 555 x 1130	1980	GFP45Z	£211.40
6	1420	2054 x 585 x 1300	2260	GFP46Z	£235.10
7	1650	2280 x 620 x 1460	2490	GFP47Z	£257.05
8	1885	2530 x 650 x 1610	2740	GFP48Z	£278.95

i Our 'ClimbIt' glass fibre ladder range is insulated to 30,000 Volts



Range of Safety Steps



Resilient anti-slip treads with tread clamps



WM513



GSD704M In Use



GSD703G Galvanised Finish



GSD704M



Open rear allows step through access to a loading bay or lorry etc

Fort Domed Steps

- Tread size: 400W x 150D mm
- Platform size: 400W x 300D mm
- These steps glide easily across floors, but once body weight is applied they stay firmly in position



Fort Dock Steps

- Certified to BS EN14183
- Fitted with lift handles which incorporate knuckle guard hand grips and 2 x 150mm rubber tyred wheels which make these units extremely manoeuvrable
- Open rear allows step through access to a loading bay or lorry etc
- Tread depth: 145mm
- Platform size: 400W x 300D mm



Fort Domed Feet Steps						
Description	Platform Height (mm)	Overall Size H x W x D (mm)	Mesh Treads		Anti-slip Treads	
			Model	Price	Model	Price
2 Step Unit without Handrail	500	580 x 560 x 575	WM510	£293.95	WS510	£304.15
2 Step Unit Looped Handrail	500	1200 x 560 x 575	WM511	£311.75	WS511	£341.55
2 Step Unit with Full Handrail	500	1200 x 560 x 575	WM512	£326.35	WS512	£369.80
3 Step Unit with Full Handrail	750	1460 x 560 x 725	WM513	£394.50	WS513	£450.30
4 Step Unit with Full Handrail	1000	1710 x 560 x 875	WM514	£461.05	WS514	£536.40
5 Step Unit with Full Handrail	1250	1960 x 610 x 1025	WM515	£559.75	WS515	£610.95

Fort Dock Steps						
No of Treads	Platform Height mm	Overall Size H x W x D mm	Mesh Tread		Rubber Tread	
			Model	Price	Model	Price
Powder Coated Finish						
2	500	1210 x 480 x 685	GSD702M	£336.25	GSD702R	£355.80
3	750	1460 x 510 x 857	GSD703M	£383.35	GSD703R	£408.15
4	1000	1710 x 540 x 1020	GSD704M	£468.15	GSD704R	£513.60
Galvanised Finish						
2	500	1210 x 480 x 685	GSD702G	£382.10	-	-
3	750	1460 x 510 x 857	GSD703G	£414.10	-	-
4	1000	1710 x 540 x 1020	GSD704G	£505.40	-	-

Fort steel framed steps for safety, strength and durability. UK Manufactured complete with a 3 year guarantee.



GSS704M

Fort Spring Steps

- Certified to BS EN 131 Professional
- Platform size: 400W x 300Dmm
- Tread depth: 145mm



GSS708R

Fort Spring Steps

No of Treads	Platform Height (mm)	Overall Size H x W x D (mm)	Mesh Tread		Rubber Tread	
			Model	Price	Model	Price
2	500	1210 x 540 x 820	GSS702M	£366.70	GSS702R	£387.85
3	750	1460 x 570 x 1032	GSS703M	£428.70	GSS703R	£463.40
4	1000	1710 x 600 x 1244	GSS704M	£503.95	GSS704R	£571.00
5	1250	1960 x 630 x 1456	GSS705M	£579.10	GSS705R	£658.00
6	1500	2210 x 660 x 1668	GSS706M	£687.10	GSS706R	£800.30
7	1750	2460 x 690 x 1880	GSS707M	£784.50	GSS707R	£910.35
8	2000	2710 x 720 x 2029	GSS708M	£864.50	GSS708R	£1,015.95

Fort Atlas Steps

- Platform size: 550W x 380Dmm
- Tread depth: 145mm
- Features unique grip lift mechanism for speed, ease & safety (preventing ascent in mobile mode)
- Box section profile - more steel gives greater stability & strength
- 1000mm platform rail prevents over reaching
- 6, 7, 8 and 9 tread units available within five working days. All other units available on longer lead time



MS1205M

Fort Atlas Steps

No of Treads	Platform Height (mm)	Overall Size H x W x D (mm)	Expanded Steel Tread	
			Model	Price
3	750	1750 x 690 x 810	MS1203M	£600.30
4	1000	2000 x 690 x 870	MS1204M	£665.40
5	1250	2250 x 780 x 1130	MS1205M	£819.35
6	1500	2500 x 780 x 1290	MS1206M	£960.70
7	1750	2750 x 880 x 1450	MS1207M	£1,078.95
8	2000	3000 x 930 x 1610	MS1208M	£1,148.95
9	2250	3250 x 980 x 1770	MS1209M	£1,266.90
10	2500	3500 x 1030 x 1930	MS1210M	£1,459.40
11	2750	3750 x 1080 x 2090	MS1211M	£1,644.95
12	3000	4000 x 1130 x 2250	MS1212M	£1,762.80
13	3250	4250 x 1180 x 2410	MS1213M	£1,869.00
14	3500	4500 x 1230 x 2570	MS1214M	£2,075.70
15	3750	4750 x 1280 x 2730	MS1215M	£2,182.60



i Fort steel framed steps for safety, strength and durability. UK Manufactured complete with a 3 year guarantee.

Huge stocks of Express Lockers ready for delivery



EXPRESS LOCKERS

Quality compartment lockers suitable for a multitude of storage applications.

Express lockers provide the flexibility of two sizes with four door options. The Express Locker is supplied with a light grey carcass and either light grey or dark blue doors.

- Choice of 300mm and 450mm depths
- 1, 2, 4 and 6 door lockers fitted with security shelf to prevent unauthorised access to the compartment below
- Fitted with standard, mastered cam locks with 2,000 differs
- Single tier lockers fitted with top shelf & coat hook
- Two tier lockers fitted with coat hook in each compartment
- Strengthened and ventilated doors with rubber buffers
- Powder coated with Germ Guard Active Technology
- Supplied with anti corrosive galvanised shelves

Locker - Light Grey Doors

H x W x D (mm)	Tiers	Code	Order More - Save More!		
			1+	3+	6+
1800 x 300 x 300	1	LQ1830301LXX	£128.80	£113.89	£108.46
1800 x 300 x 300	2	LQ1830302LXX	£146.43	£128.80	£123.38
1800 x 300 x 300	4	LQ1830304LXX	£176.25	£155.92	£149.14
1800 x 300 x 300	6	LQ1830306LXX	£215.57	£189.81	£181.68
1800 x 300 x 450	1	LQ1830451LXX	£143.71	£126.09	£120.67
1800 x 300 x 450	2	LQ1830452LXX	£161.34	£142.36	£135.58
1800 x 300 x 450	4	LQ1830454LXX	£181.68	£159.98	£151.85
1800 x 300 x 450	6	LQ1830456LXX	£224.56	£197.61	£189.70

i All lockers come with a pair of keys. Two tier lockers fitted with coat hooks.

i All lockers are pre-assembled ready for immediate use.

Available in 1, 2, 4 or 6 door configurations



Coat hook and shelf detail



Locker - Blue Doors

H x W x D (mm)	Tiers	Code	Order More - Save More!		
			1+	3+	6+
1800 x 300 x 300	1	LQ1830301BXX	£128.80	£113.89	£108.46
1800 x 300 x 300	2	LQ1830302BXX	£146.43	£128.80	£123.38
1800 x 300 x 300	4	LQ1830304BXX	£176.25	£155.92	£149.14
1800 x 300 x 300	6	LQ1830306BXX	£215.57	£189.81	£181.68
1800 x 300 x 450	1	LQ1830451BXX	£143.71	£126.09	£120.67
1800 x 300 x 450	2	LQ1830452BXX	£161.34	£142.36	£135.58
1800 x 300 x 450	4	LQ1830454BXX	£181.68	£159.98	£151.85
1800 x 300 x 450	6	LQ1830456BXX	£224.56	£197.61	£189.70

ⓘ All lockers come with a pair of keys. Two tier lockers fitted with coat hooks.

ⓘ Keep personal items safe and clean in any workplace environment.



Keep all hazardous products safe and secure



HAZARDOUS SUBSTANCE CUPBOARDS

It is vital that employers and employees comply with the control of hazardous substances in all working environments.

This range of cupboards and cabinets enables the separate storage and transportation of hazardous substances as demanded by the CoSHH regulations.

- “No snag” handles with 2-point locking
- Adjustable spill-retaining galvanized shelves for superior spill management*
- Integral liquid-tight sump encourages the correct handling of spills through the use of absorbents*
- Floor chests have a welded integrated sump, angled lid to discourage article placement and a hasp and staple lock - padlock not supplied
- Stands raise cupboards by 500mm with an adjustable foot for uneven surfaces.





Full Height Twin Door Cupboard

H x W x D (mm)	No. of Shelves	Code	Price
1800 x 900 x 460	3	CZ189046ZYXX	£431.47
1800 x 1200 x 460	3	CZ181246ZYXX	£508.51



Half Height Twin Door Cupboard

H x W x D (mm)	No. of Shelves	Code	Price
1200 x 900 x 460	2	CZ129046ZYXX	£366.27
900 x 900 x 460	1	CZ909046ZYXX	£290.41
700 x 900 x 460	1	CZ709046ZYXX	£265.52



Half Height Single Door Cupboard

H x W x D (mm)	No. of Shelves	Code	Price
900 x 460 x 460	1	CZ904646ZYXX	£226.40
700 x 350 x 300	1	CZ703530ZYXX	£192.03



Mobile Twin Door Cupboard

H x W x D (mm)	No. of Shelves	Code	Price
1040 x 900 x 460	1	CZ109046MYXX	£461.10
840 x 900 x 460	1	CZ849046MYXX	£423.17



Stands

W x D (mm)	Code	Price
460 x 460	CZST4646ZYXX	£103.13
900 x 460	CZST9046ZYXX	£116.16
350 x 300	CZST3530ZYXX	£99.57



NDurance Workbenches



This heavy duty range of industrial workbenches are ideal for factories, laboratories, schools and retail etc.

- The workbenches are available in two sizes 1800 x 650mm and 2000 x 650mm.
- They offer a heavy duty robust construction and yet are economically priced for today's market.
- Each workbench is supplied with a 40mm solid beech worktop.
- Each drawer unit comes complete with central locking.
- Each drawer has a capacity of 50kg.
- Each bench has a capacity of 200kg UDL.
- The benches are powder coated blue and grey.
- Each bench is supplied in knock down form for easy on site assembly and to allow access to the site location.



H x W x D (mm)	Code	Price
1800 x 650 x 840	34024200	£773.21
2000 x 650 x 840	34024034	£808.39



H x W x D (mm)	Code	Price
1800 x 650 x 840	34024201	£1,150.09
2000 x 650 x 840	34024035	£1,187.74



H x W x D (mm)	Code	Price
2000 x 650 x 840	34024036	£1,293.85



H x W x D (mm)	Code	Price
2000 x 650 x 840	34024037	£978.94



Top Shelf Kits

H x W x D (mm)	Code	Price
1800 x 300 x 18	34024048	£256.65
2000 x 300 x 18	34024047	£260.32



H x W x D (mm)	Code	Price
2000 x 650 x 840	34024038	£1,463.28



H x W x D (mm)	Code	Price
2000 x 650 x 840	34024039	£1122.70



H x W x D (mm)	Code	Price
1800 x 650 x 840	34024045	£788.54
2000 x 650 x 840	34024046	£835.17



H x W x D (mm)	Code	Price
1800 x 650 x 840	34024040	£489.47
2000 x 650 x 840	34024041	£520.71



H x W x D (mm)	Code	Price
1800 x 650 x 840	34024043	£624.65
2000 x 650 x 840	34024044	£658.05




H x W x D (mm)	Code	Price
1800 x 650 x 840	34024202	£948.32
2000 x 650 x 840	34024041	£978.94



Framework Benches



Type A



Type B



Type C



Type D

Framework benches provide extremely durable workstations suitable for a variety of workplaces that can be customised with suspended cabinets and rear frame system to create multi-functional work areas.

Multiplex worktop - 30mm, resin bonded, layered hardwood beech ply with cross laminated construction. A tough general duty worktop suitable for most applications.

Lino worktop - 30mm overall with a 28mm particle board core and a 2mm grey linoleum surface and a durable plastic edgebanding. An easy clean top with good surface resistance to water, oils, acids and chemicals. Ideal for office, assembly and storage areas.

- **Robust steel section framework**
- **Comprehensive self assembly instructions**

Type	Width (mm)	Height (mm)	Code	Worktop	Price
A	1500	600	16921504.16	MPX	£273.17
B	1500	600	16921505.16	Lino	£337.20
C	2000	600	16921506.16	MPX	£333.14
D	2000	600	16921507.16	Lino	£458.00
E	1500	800	16921512.16	MPX	£333.14
F	1500	800	16921513.16	Lino	£407.58
G	2000	800	16921514.16	MPX	£399.77
H	2000	800	16921515.16	Lino	£516.99



Type E

Type F


Type G

Type H


Perfo Panels

- Fully flanged and reinforced to aid rigidity
- Reinforced mounting points
- Epoxy powder coated


Type A



Type B



Type C



Type	Width (mm)	Height (mm)	Code	Price
A	495	457	14025115.11	£22.79
B	990	457	14025117.11	£33.00
C	1486	457	14025118.11	£48.23






from
£15.⁸¹

Hook Kits

- Durable zinc plated
- Safety end cap on all hooks
- Quick fix perfolock, reposition at will
- Huge range of styles

Type	Number of Hooks	Usage/Panel area M ²	Code	Price
C	15	0.25	14031427	£15.81
D	20	1.00	14031412	£45.18
E	30	1.50	14031413	£33.27
F	40	1.75	14031414	£72.78



Computer Cupboards

- Lockable cupboards with cable routing apertures
- Lockable, slide out keyboard tray
- Galvanised steel shelves with 75kg U.D.L capacity
- Lockable, ventilated monitor housings
- 550mm Deep

Type	Width (mm)	Height (mm)	Code	Price
A	650	1000	16928000.11	£363.33
B	650	1650	16928001.11	£456.22



Type A



Type B

from
£363.³³

Economy Wall Cupboards

- Lockable reinforced doors
- Galvanised shelves adjustable on 100mm pitch
- 35kg U.D.L. capacity per shelf
- 350mm Deep

Type	Width (mm)	Height (mm)	Code	Price
C	525	600	16929001.11	£122.92
D	800	600	16929101.11	£164.24

from
£122.⁹²



Type C



Type D



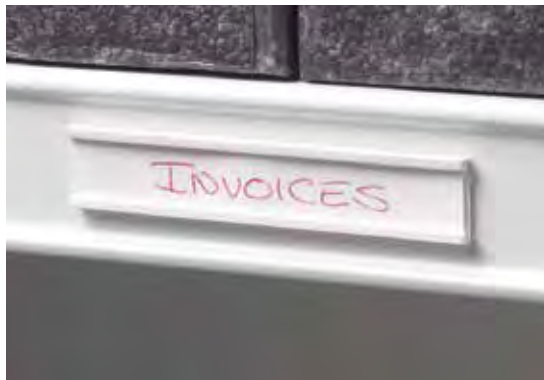
Label and Ticket Holders



Magnetic Label Holders and Self Adhesive Label Holders

Magnetic holders are ideal for applications where regular changes are required or self adhesive for more permanent requirement. Each holder is supplied in pre-cut lengths and come complete with card and cover strip.

- **Instant visible rack identification**
Choose either magnetic or self-adhesive
- **Easy to insert and update**
Simple slide in card and cover
- **Suitable for many applications**
Magnetic holders are ideal for cold stores to temperatures of -30 degrees
- **Other sizes available from stock**
Pre-cut lengths for quick despatch
- **5, 10 & 50 metre rolls are also available**
to be cut to size with scissors



Magnetic Label Holders			
H x W (mm)	Code	Pack	Price
20 x 80	ML28X	100	£44.35
30 x 80	ML38	100	£53.31
40 x 80	ML48	100	£70.00
50 x 80	ML58	100	£86.58
60 x 100	ML610	100	£100.02
60 x 200	ML620	50	£98.34
70 x 100	ML710	100	£120.06
70 x 200	ML720	50	£117.60
80 x 200	ML820	50	£134.40
40mm x 10m	MLR4/10	1 Roll	£85.90

Brown PVC extrusion

Self Adhesive Label Holders			
H x W (mm)	Code	Pack	Price
15 x 80	AL18	100	£48.83
30 x 80	AL38	100	£66.08
50 x 80	AL58	100	£81.54
15 x 1000	AL1/10	10	£38.08
30 x 1000	AL3/10	10	£51.52
50 x 1000	AL5/10	10	£60.48

White PVC extrusion

Pricing on pages 152-155 excludes delivery



Magnetic Ticket Holders and Self Adhesive Ticket Holders

Designed to be used with printed labels and bar codes, the easy pull forward front panel makes changing labels easy. No need to remove the label when scanning.

- **Instant visible rack identification**
Choose either magnetic or self-adhesive
- **Easy to insert and update**
Simple pull forward panel
- **Suitable for many applications**
Magnetic holders are ideal for cold stores to temperatures of -30 degrees
- **Many sizes available from stock**
Pre-cut lengths for quick despatch
- **Non-standard sizes cut to your length**
requirements are available



Magnetic Ticket Holders			
H x W (mm)	Code	Pack	Price
25 x 100	TS210M	100	£92.74
38 x 100	TS310M	100	£97.89
54 x 100	TS510M	100	£115.92
80 x 100	TS810M	100	£127.46
54 x 200	TS520M	50	£104.72
80 x 200	TS820M	50	£99.30
25 x 1000	TS25M/10	10	£64.74
38 x 1000	TS38M/10	10	£63.00
25 x 200	TS220M	50	£73.36
38 x 200	TS320M	50	£79.30
80 x 1000	TS80M/10	10	£106.40

Clear PVC with magnetic strip

Self-Adhesive Ticket Holders			
H x W (mm)	Code	Pack	Price
25 x 100	TS210	100	£53.09
38 x 100	TS310	100	£57.51
54 x 100	TS510	100	£79.30
80 x 100	TS810	100	£86.46
54 x 200	TS520	50	£72.02
80 x 200	TS820	50	£79.97
25 x 1000	TS25/10	10	£36.60
38 x 1000	TS38/10	10	£48.16
25 x 200	TS220	50	£44.10
38 x 200	TS320	50	£47.10
80 x 1000	TS80/10	10	£75.04

Clear PVC with aggressive adhesive backing

A flexible way to identify picking locations in a shelving bay.

Magnetic 'Easy Wipe' Racking Strip



Magnetic 'Easy Wipe' Racking Strip

Our Magnetic easy wipe racking strip is available from stock in 12 sizes and 5 gloss colours for a cost effective and high visibility identification system. The 'Easy Wipe' Racking strip is easily cut to size and is 'write on - wipe off' when used with a wet wipe pen.

Magnetic Easy Wipe Location Strips			
H (mm) x L (m)	Code	Price	
10mm x 10m	MSR1	£21.50	
15mm x 10m	MSR15	£21.50	
20mm x 10m	MSR2	£31.25	
25mm x 10m	MSR25	£31.25	
30mm x 10m	MSR3	£35.39	
40mm x 10m	MSR4	£45.02	
50mm x 10m	MSR5	£53.99	
60mm x 10m	MSR6	£54.77	
70mm x 10m	MSR7	£63.06	
80mm x 10m	MSR8	£67.54	
90mm x 10m	MSR9	£72.80	

Available in blue (B), green (G), red (R), white (W) and yellow (Y)



Wet Wipe Pens

Code	Price
PB/5	£12.43

Magnetic Easy Wipe Location Markers

White magnetic location markers supplied in pre cut single sized pieces. Use a wet-wipe marker pen, write on, update and move when required.

These pre-cut markers offer a quick and easy high visibility system of identifying locations, products or stock quantity's etc.

Our black Marker Pen is unlike most marker pens due to its unique Wet Wipe quality. Most pens of this type are either permanent or wipe off, whereas the Beaverswood pen's ink, once dried, needs a damp cloth for it to be removed.

Magnetic Easy Wipe Location Markers				
H x W (mm)	Code	Pack	Colour	Price
20 x 80	LM28W	100	White	£25.98
30 x 80	LM38W	100	White	£33.60
40 x 80	LM48W	100	White	£38.86
50 x 80	LM58W	100	White	£49.50
56 x 105	LM105W	100	White	£67.54
50 x 150	LM515W	100	White	£74.14
90 x 210	LM219W	10	White	£20.50



Bespoke Location Labelling



Our project managers will help you design a labelling solution to meet your particular system requirements. To book your consultation please call our sales office.

The Project Manager will liaise with the client through-out to ensure that a professional, quality service is provided.

To book your consultation please call our sales office.



i Need more racking? Check out our steel shelving systems on 36-37.



Warehouse Recycling Sacks

Waste management problems are easily solved with these versatile range of recycling and waste sacks.

Suitable for most workplace environments with either rack, cage or trolley styles available. Simple to fit and empty these tough sacks are made from waterproof polyester which can withstand the rigours of an industrial environment.

- Improve workplace safety
- Easy collection of waste
- East to fix and remove
- Help waste segregation
- Hard wearing and re-usable



- Available in blue or premium clear



- Available in blue or premium clear



- Racksack can be bespoke overprinted with different designs, including company logos, prices available upon request

Racksack Trolley			
Description	H x W (mm)	Code	Price
Single Pocket Trolley Sack	750 x 600	T1B/1	£19.94
Double Pocket Trolley Sack	750 x 600	T2B/1	£26.88

Racksack Rollcage			
Description	H x W (mm)	Code	Price
Dark Blue Rollcage Sack	1300 x 880	C2B/1	£36.06
Clear Rollcage Sack	1300 x 880	C2CL/1	£49.62

Racksack		
Type	Code	Price
General Waste	RSB1/GW	£39.76
Mixed Paper and Card	RSB1/MP	£39.76
Cardboard	RSB1/C	£39.76
Plastic Only	RSB1/P	£39.76
Plastic Strapping	RSB1/PS	£39.76
Shrink wrap	RSB1/SW	£18.83
Mixed Recycling	RSB1/MR	£18.83

Racksack Clear		
Type	Code	Price
General Waste Clear	RSCL1/GW	£30.13
Mixed Paper and Card Clear	RSCL1/MP	£30.13
Cardboard Clear	RSCL1/C	£30.13
Plastic Only Clear	RSCL1/P	£30.13
Shrink wrap	RSCL1/SW	£30.13

Keep the workplace safe and tidy with these easy to use sacks.



Hi-Visibility Floor Signs

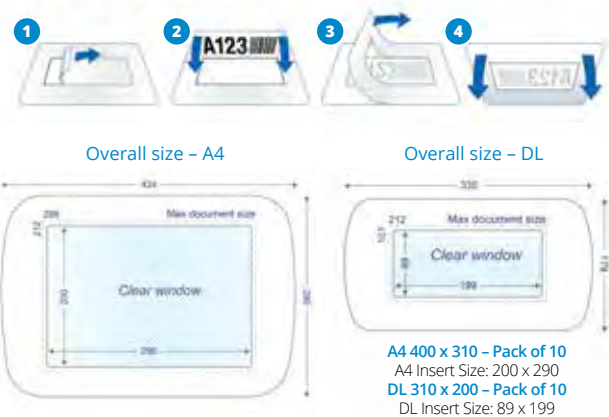
- Designed to highlight warnings or special requirements
- Large 430mm diameter
- 38 standard options available from stock
- Slip-resistance tested to R9 standard



Frames4floors

- Tough, flat, colour coded floor identification frames
- Ideal for identifying bulk locations or important information

Applied in 4 Easy Steps



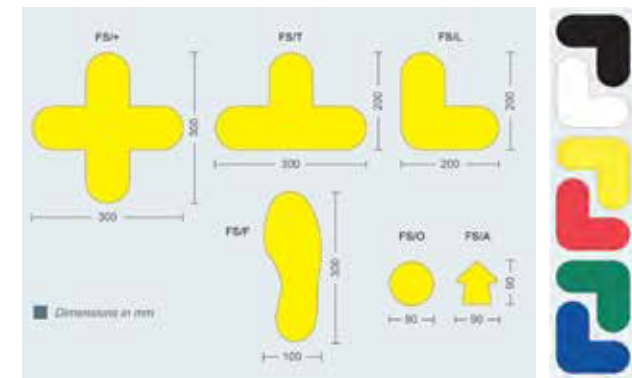
A4 - 400 x 310 - Pack of 10			DL 310 x 200 - Pack of 10		
Colour	Code	Price	Colour	Code	Price
Blue	FF4B/10	£64.06	Blue	FFDLB/10	£37.65
Black	FF4BK/10	£64.06	Black	FFDLBK/10	£37.65
Green	FF4G/10	£64.06	Green	FFDLG/10	£37.65
Red	FF4R/10	£64.06	Red	FFDLR/10	£37.65
Yellow	FF4Y/10	£64.06	Yellow	FFDLY/10	£37.65
Yel/Blk	FF4BY/10	£74.39	Yel/Blk	FFDLBY/10	£46.15
Mixed	FF4MIX/10	£64.06	Mixed	FFDLMIX/10	£37.65

Mixed - 2 of each, blue, black, green, red, yellow



Floor Signalling

- High visibility signals for walkways, pallet storage and general floor marking highlight walkways, traffic flow, pallet positions and general marking on the warehouse floor
- Suitable for application onto a clean, flat, sealed surface
- Available in six colours
- Slip-resistance tested to R9 standard



Floor Signalling			
Description	Code	Pack	Price
Cross	FS/+	10	£25.20
T Shape	FS/T	10	£17.36
L Shape	FS/L	10	£17.36
Circle	FS/O	100	£39.42
Arrow	FS/A	100	£39.42
Feet	FS/F	10	£17.36

Colours available - Black, White, Yellow, Red, Green, Blue

i We now have a range of impact protection products on page 188 -189.





FREEWALL STORAGE WALL SYSTEMS

Freewall offers the unique blend of modular space planning footprints with flexibility of bespoke frontages, that are tailored to each customer's needs.

The units can be designed to fit around elements within the building structure as well as keeping a fluid feel to the working environment. Many different levels of interaction and privacy can be incorporated not only within an office but to an individual wall of cupboards.

Freewall offers solutions to new working practices in a way no other storage system can. The ability to change and meet demands is achieved through the flexibility in design, which can be shown in applications from personal storage, using locker solutions to audio visual walls for boardrooms and classrooms.

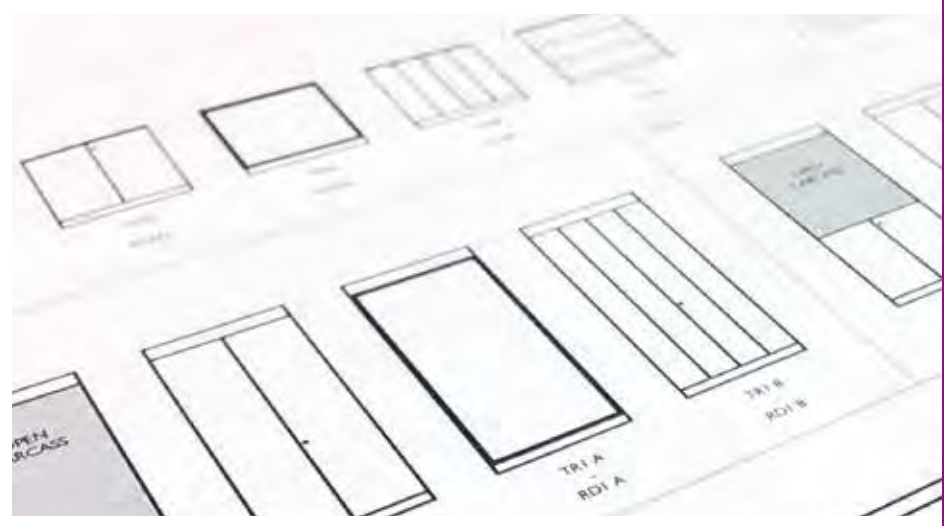
The availability and versatility of the materials used enables us to create contrasting visual elements from classical booked matched veneers to the striking graphical manifestations.



Shape meets function

Every storagewall configuration is specifically designed for you. Like our solutions, we understand offices come in all shapes and sizes and our systems have been cleverly designed to integrate into any office environment to meet your storage needs.

Our units come in different module types, and can be equipped with a vast selection of components and elements to suit multiple uses and help you create the furniture combination you are looking for.



Our craft. Your trade. Your choice.

We work hard to create a solution which is tailored to your project and to the people using our furniture.

With virtually any finish available and a vast selection of components to choose from, we will work with you to create a bespoke look for your office.

Small details can transform a project. From matching colour schemes to bespoke handles and fitments, we will help you create a consistent finish throughout the workplace.

Laminate Finishes

Custom Handles

Lacquered End Panels

Installation in a breeze

Our team plans every aspect of the project ahead to ensure there are no unexpected events when the time to carry out the installation arrives.

Moreover, our Storgewall products are taken through a design process that meets the requirements of each project. Storgewall is supplied as partly assembled panels and components that are built together on site.

There is plenty of work undertaken behind the scenes at our factory to minimise onsite disruption, all contributing to a smooth and professional install.





Turn handle and lock



Cylinder insert lock



Fixed pull handle



Digital Lock



RFID Lock



Manual Combination Lock



T-Bar handles



Custom handles



LED lighting strip



Number disc



Recycling slot



Ventillation Grill



USB charging port

Our locks and accessories

We supply bespoke, secure locking systems and accessories for our storage solutions.

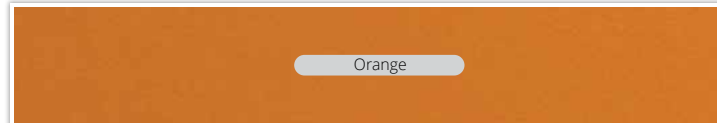

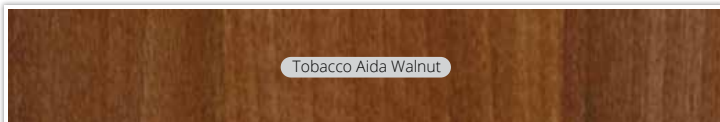
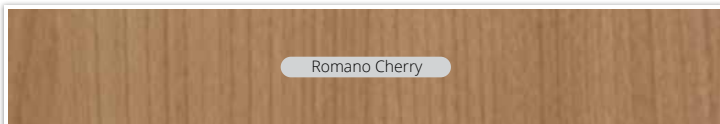
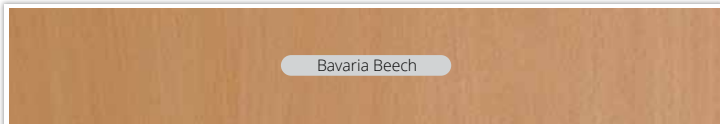
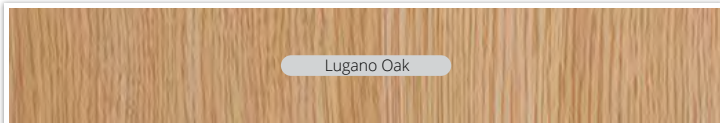
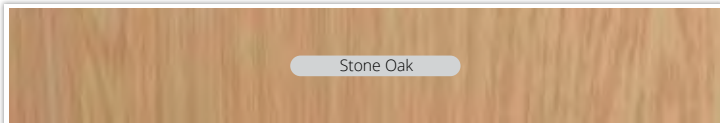
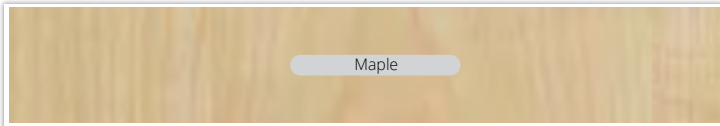
Choose from standard key locks, manual combination locks, single or multiple user digital locks for hot-desking, RFID locks with a swipe card that also works with the building's door entry system... The options are infinite.

In addition to the range of locks and handles on offer, we are able to offer accessories including USB charging points and lighting strips. See our selection below.

From start to finish

A vast range of high quality finishes, laminates and veneers are available.

We have a standard range of colours and the example to your right is only the starting point. We are able to manufacture in any board finish from MFC, laminates, lacquering, acrylics to real wood veneers from all the leading manufacturers – **there are thousands of options.**





Workplace Projects Industrial Fit-Out

The design of a warehouse clearly has a direct effect on the efficiency of the entire business. With such a critical area of the supply chain it makes perfect sense to get expert guidance and support. We can provide advice on warehouse design inside and out, we will listen to you and what your organisation needs and supply the complete solution.

- **Industrial partitions**
- **Kitchen and welfare facilities**
- **Mezzanine floors**
- **Storage systems**
- **Materials handling**
- **Live storage systems**
- **Roller and belt conveyors**
- **Picking and packing equipment**





QB - A zoning system with endless possibilities

Give your workplace, meeting areas or breakout zones a fresher look.

Versatility and outstanding quality distinguishes our products. The core design concept behind the QB system is flexibility. We wanted to develop a product that is simple to imagine, configure and implement.

No two workplaces are the same, so flexibility and ease to adapt to any layout has been paramount. However, that's not the only feature that makes the QB system a great solution.

From plain shelves, panels and boxes, to lighting and USB chargers. We can supply anything that you can imagine, as our product is manufactured in-house, here in the UK.



Workplace Projects

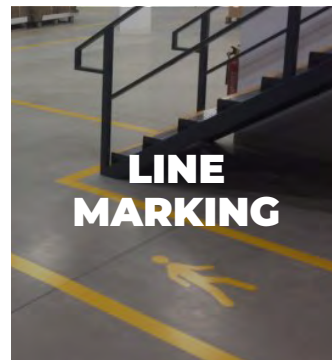


Office Fit-Out

Our space planning & design process will ensure that all elements of your office fit-out are considered, from initial ideas to the final commission and handover. We can provide a turn-key solution to meeting the demands of your growing business. We will seamlessly provide all the materials and services which are needed to create bright and modern office environments that achieve the goals and aspirations of your organisation.

- Space planning and design
- Office partitioning
- Suspended ceilings
- Raised access floors
- Mechanical and electrical services
- Floor finishes
- Decoration
- Office furniture
- Storage wall systems



THE EFFECTIVE USE OF SPACE



 **0121 706 3591**

 **sales@spartandirect.co.uk**

 **www.spartandirect.co.uk**